



Vacaville Unified School District - Measure A

January 11, 2023

Mr. Daniel Banowetz
Vacaville Unified School District
401 Nut Tree Road
Vacaville, CA 95687

Re: Financial Update on Measure A Bond Program

Dear Mr. Banowetz,

We are pleased to provide the District with the financial update, which includes the Master Program Budget report and individual project budget reports for the Vacaville Unified School District Measure A Bond Program.

As indicated on the enclosed reports, current budgets reflect commitments and expenditures through December 21, 2022. The Master Program Budget Comparison report provides a recap of changes during this reporting period.

We look forward to these reports being shared with the Citizen's Oversight Committee on the evening of January 11th and are available to answer any questions they might have.

Sincerely,

Tim Doane

Tim Doane
Director Budget and Accounting
Capital Program Management, Inc.

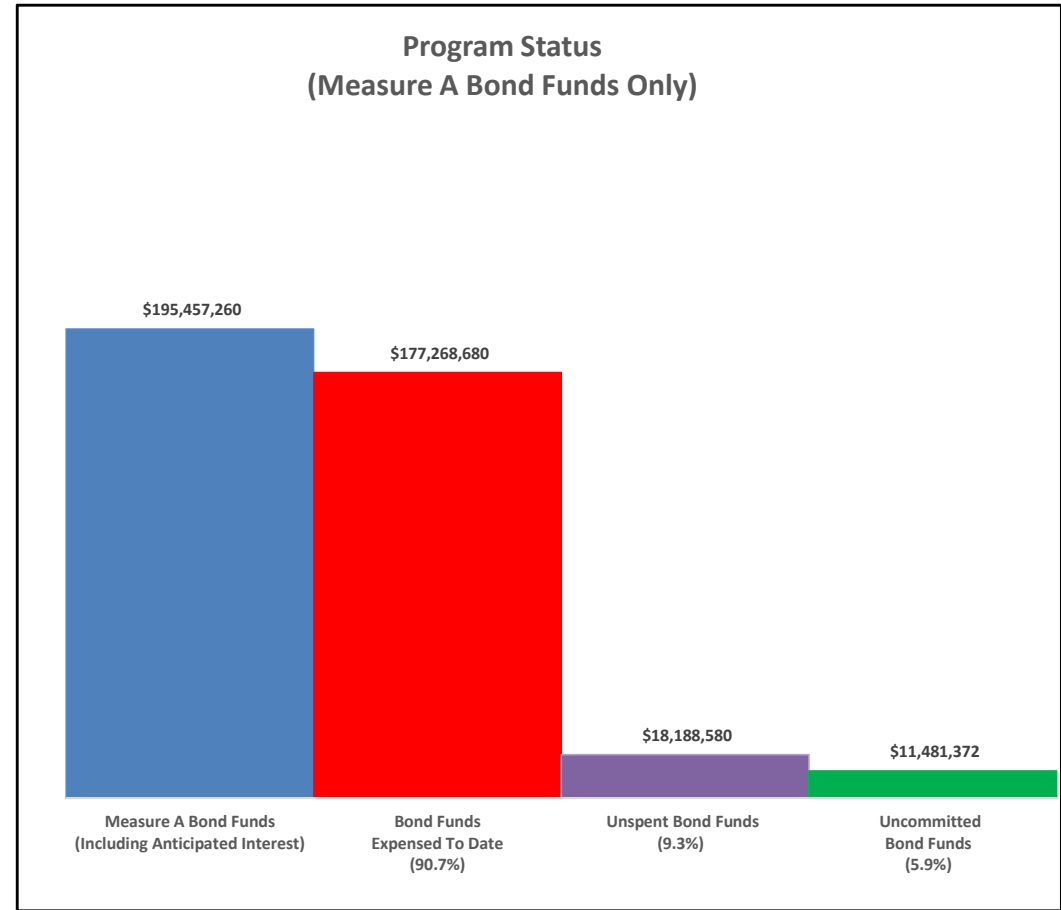
Enclosures: Master Program Budget, Project Budgets, Committed Costs Reports,
Project Expenditure Summary by Fiscal Year Report



Vacaville Unified School District - Measure A Master Program Budget



FUNDING										
Fiscal Period	Prop 39 Funding		Local Funding					Grants and Other Revenue	Total Per Fiscal Year	
	Prop 39 Energy	Prop 39 Kairos	Measure A Bond Funding	Cost of Issuance	Measure A Interest	Developer Fees	Temporary Funding			Measure V Bond Funds
Actual Received To Date										
Prior Fiscal Years	809,282									809,282
Fiscal Year 2014-2015	432,859				258	4,950		8,220		446,287
Fiscal Year 2015-2016	655,417		40,000,000	(177,702)	202,736	16,271		41,396	9,340	40,747,458
Fiscal Year 2016-2017	663,056	125,038	38,000,000	(258,000)	224,469	3,684,231			5,000	42,443,795
Fiscal Year 2017-2018	694,034	-		(102,600)	293,990	1,152,614			174,524	2,212,562
Fiscal Year 2018-2019	(126,195)	27,114	45,000,000	(200,000)	454,400	4,577,899	-		890,801	50,624,020
Fiscal Year 2019-2020	-		71,000,000	(684,200)	796,674				200,000	71,312,474
Fiscal Year 2020-2021	-	(18,076)			624,249	5,807,830			782,797	7,196,800
Fiscal Year 2021-2022	-			42,500	146,212	6,590,501			993,601	7,772,814
Fiscal Year 2022-2023	-				94,273	157,451			3,108	254,832
Fiscal Year 2023-2024	-									-
Fiscal Year 2024-2025	-									-
Fiscal Year 2025-2026	-									-
Fiscal Year 2026-2027	-									-
Fiscal Year 2027-2028	-									-
Fiscal Year 2028-2029	-									-
Fiscal Year 2029-2030	-									-
Total Received To Date	3,128,453	134,076	194,000,000	(1,380,002)	2,837,262	21,991,746	-	49,616	3,059,172	223,820,323
Budgeted To Receive										
Fiscal Year 2020-2021	-									-
Fiscal Year 2021-2022	-									-
Fiscal Year 2022-2023	-									-
Fiscal Year 2023-2024	-									-
Fiscal Year 2024-2025	-									-
Fiscal Year 2025-2026	-									-
Fiscal Year 2026-2027	-									-
Fiscal Year 2027-2028	-									-
Fiscal Year 2028-2029	-									-
Fiscal Year 2029-2030	-									-
Total Budgeted to Receive	-	-	-	-	-	-	-	-	-	-
Total Funding	\$ 3,128,453	\$ 134,076	\$ 194,000,000	\$ (1,380,002)	2,837,262	\$ 21,991,746	\$ -	\$ 49,616	\$ 3,059,172	\$ 223,820,323



Proj ID	Project	PROJECT FUNDING					BUDGETS through 12-21-22 - EXPENDITURES through 12-21-22							
		Measure A & Interest	Developer Fees	Temporary Funding	Prop 39 Energy	Grants and Other Revenue	Total Funding	Initial Budget	Current Budget	Committed Budget	Expensed To Date	Unspent Budget	Uncommitted Budget	% Complete
Phase 1 Projects (Series A and B- \$78.0M) 2016-2019														
Phase 1 Completed Projects														
9728	District-Wide Improvements Projects – Phase 1	806,483	-	-	-	-	806,483	125,000	806,483	806,483	806,483	-	-	100%
9721	Elm Campus - ADA Improvement Project	2,040,126	-	-	-	-	2,040,126	2,058,025	2,040,126	2,040,126	2,040,126	-	-	100%
9724	ISP Tenant Improvement Project	5,795	1,395,273	-	-	-	1,401,068	1,058,690	1,401,068	1,401,068	1,401,068	-	-	100%
9720	Jepson MS - Modernization Project	11,758,665	-	-	-	474,438	12,233,103	12,317,800	12,233,103	12,233,103	12,233,103	-	-	100%
9725	Markham ES Toilet Building Relocation Project	-	429,369	-	-	-	429,369	398,732	429,369	429,369	429,369	-	-	100%
9722	Orchards ES - Paving Improvement Project	187,469	-	-	-	-	187,469	187,000	187,469	187,469	187,469	-	-	100%
9029	Prop 39 Energy Projects	118,952	-	-	3,041,580	308,575	3,469,107	2,897,837	3,469,107	3,469,107	3,469,107	-	-	100%
9803	Security Cameras Upgrade Project - Phase 1	-	416,444	-	-	-	416,444	523,400	416,444	416,444	416,444	-	-	100%
9718	Sierra Vista K/8 - Increment 1 - Campus Conversion Project	2,729,644	-	-	-	-	2,729,644	2,786,120	2,729,644	2,729,644	2,729,644	-	-	100%
9719	Sierra Vista K/8 - Increment 2 - New MPB and Science Classroom Project	8,321,650	1,000,000	-	-	-	9,321,650	7,809,100	9,321,650	9,321,650	9,321,650	-	-	100%
9021	Sierra Vista K/8 - Increment 3 - Admin./Library/Media Ctr. Modernization	1,629,538	-	-	-	-	1,629,538	1,187,100	1,629,538	1,629,538	1,629,538	-	-	100%
9723	Technology - Phase 1	5,925,139	-	-	-	223,274	6,148,412	6,000,000	6,148,412	6,148,412	6,148,412	-	-	100%
9715	Vacaville HS - Increment 1 - Parking Lot & Tennis Court Improvement Project	4,402,266	-	-	-	-	4,402,266	5,492,150	4,402,266	4,402,266	4,402,266	-	-	100%
9716	Vacaville HS - Increment 2 - New Classroom Building(s) Project	17,362,834	-	-	-	-	17,362,834	19,904,600	17,362,834	17,362,834	17,362,834	-	-	100%
9729	Vacaville HS - Auto Shop Project	-	79,996	-	-	-	79,996	74,837	79,996	79,996	79,996	-	-	100%
9726	Vacaville HS - Woodshop Project	-	258,207	-	-	415,742	673,949	92,606	673,949	673,949	673,949	-	-	100%
9714	WC Wood HS - New Stadium Project	15,688,186	106,048	-	-	647	15,794,881	12,848,737	15,794,881	15,794,881	15,794,881	-	-	100%
Total Phase 1 Projects		\$ 70,976,747	\$ 3,685,336	-	\$ 3,041,580	\$ 1,422,675	\$ 79,126,338	\$ 75,761,733	\$ 79,126,338	\$ 79,126,338	\$ 79,126,338	\$ -	\$ -	100%

Proj ID	Project	PROJECT FUNDING						BUDGETS through 12-21-22 - EXPENDITURES through 12-21-22						
		Measure A & Interest	Developer Fees	Temporary Funding	Prop 39 Energy	Grants and Other Revenue	Total Funding	Initial Budget	Current Budget	Committed Budget	Expensed To Date	Unspent Budget	Uncommitted Budget	% Complete
Phase 2 Projects (Series C - \$45.0M) 2019-2022														
Phase 2 Completed Projects														
9731	Zunino Stadium Improvements Project	6,581,057	-	-	-	-	6,581,057	6,167,673	6,581,057	6,581,057	6,581,057	-	-	100%
9037	Technology - Phase 2	1,244,412	-	-	-	-	1,244,412	4,000,000	1,244,412	1,244,412	1,244,412	-	-	100%
Total Phase 2 Completed Projects		\$ 7,825,470	\$ -	\$ -	\$ -	\$ -	\$ 7,825,470	\$ 10,167,673	\$ 7,825,470	\$ 7,825,470	\$ 7,825,470	\$ -	\$ -	100%
Phase 2 Current Projects														
9737	Hemlock / ACE Improvements Project	4,327,800	-	-	-	-	4,327,800	3,200,000	4,327,800	4,324,164	4,151,903	175,897	3,636	96%
9730	Markham ES Improvements Project	31,721,700	5,000,000	-	-	-	36,721,700	35,678,380	36,721,700	36,709,251	36,666,059	55,641	12,449	99.85%
Subtotal Phase 2 Current Projects		\$ 36,049,500	\$ 5,000,000	-	\$ -	\$ -	\$ 41,049,500	\$ 38,878,380	\$ 41,049,500	\$ 41,033,415	\$ 40,817,961	\$ 231,539	\$ 16,085	99%
Total Phase 2 Projects		\$ 43,874,970	\$ 5,000,000	-	\$ -	\$ -	\$ 48,874,970	\$ 49,046,053	\$ 48,874,970	\$ 48,858,885	\$ 48,643,431	\$ 231,539	\$ 16,085	100%
Phase 3 Projects (Series D - \$71.0M) 2020-2024														
Phase 3 Completed Projects														
9035	Brown Street Site Improvements Project	2,438,342	-	-	-	-	2,438,342	1,058,636	2,438,342	2,438,342	2,438,342	-	-	100%
9735	District Wide - Roof Replacement Projects	304,439	-	-	-	-	304,439	777,856	304,439	304,439	304,439	-	-	100%
9739	Orchard ES Improvements Project	1,598,656	-	-	-	-	1,598,656	1,250,000	1,598,656	1,598,656	1,598,656	-	-	100%
9738	Phase 3 Portables Projects	5,745	-	-	-	-	5,745	5,745	5,745	5,745	5,745	-	-	100%
9732	Vacaville HS Portable Relocation Project	2,530	-	-	-	-	2,530	550,000	2,530	2,530	2,530	-	-	100%
9036	WC Wood HS Site Conversion Project	6,960	-	-	-	-	6,960	400,000	6,960	6,960	6,960	-	-	100%
Total Phase 3 Completed Projects		\$ 4,356,672	\$ -	\$ -	\$ -	\$ -	\$ 4,356,672	\$ 4,042,237	\$ 4,356,672	\$ 4,356,672	\$ 4,356,672	\$ -	\$ -	100%
Phase 3 Current Projects														
9736	100 McClellan Street Site Improvements Project	18,298,196	5,000,000	-	-	200,000	23,498,196	23,642,000	23,498,196	22,934,583	22,352,521	1,145,675	563,613	95%
9740	Alamo ES Improvements Project	4,122,395	-	-	-	-	4,122,395	3,500,000	4,122,395	4,118,434	3,155,629	966,766	3,961	77%
9744	Browns Valley ES Improvements Project	2,105,735	-	-	-	58,699	2,164,434	2,116,700	2,164,434	2,096,507	1,857,278	307,157	67,928	86%
9745	Callison ES Improvements Project	1,705,564	-	-	-	58,699	1,764,263	1,518,100	1,764,263	1,740,473	1,540,048	224,214	23,789	87%
9746	Cooper ES Improvements Project	1,798,627	-	-	-	58,699	1,857,326	1,785,800	1,857,326	1,769,837	1,541,190	316,136	87,489	83%
9747	Padan ES Improvements Project	2,925,422	-	-	-	-	2,925,422	3,000,000	2,925,422	2,878,358	2,302,662	622,760	47,064	79%
9741	Vaca Peña MS Improvements Project	1,922,014	-	-	-	-	1,922,014	1,500,000	1,922,014	1,894,834	1,626,947	295,067	27,180	85%
9748	Vacaville HS - Improvements Project	4,906,671	-	-	-	-	4,906,671	3,500,000	4,906,671	4,686,809	4,004,631	902,040	219,863	82%
9733	Vacaville HS - New Gym Project	6,032,000	-	-	-	-	6,032,000	5,000,000	6,032,000	5,881,719	5,456,264	575,736	150,281	90%
9754	WC Wood HS Technology Project	2,237,567	-	-	-	-	2,237,567	1,554,736	2,237,567	1,953,085	1,100,335	1,137,232	284,483	49%
9734	WC Wood HS Theater Improvements	1,029,064	-	-	-	428,728	1,457,793	1,248,022	1,457,793	1,456,145	1,423,913	33,879	1,648	98%
9717	District Wide - HVAC Projects	388,932	-	-	-	-	388,932	247,000	388,932	388,932	386,470	2,462	-	99%
9743	District-Wide Improvements Projects - Phase 3	106,178	-	-	-	-	106,178	100,000	106,178	106,178	92,448	13,730	-	87%
9755	District Wide - Remaining Funds	4,676,286	-	-	-	-	4,676,286	4,676,286	4,676,286	1,336,286	-	4,676,286	3,340,000	0%
9742	Technology - Phase 3	2,085,835	-	-	-	3,368	2,089,203	5,000,000	2,089,203	1,797,860	1,720,345	368,858	291,343	82%
Subtotal Phase 3 Current Projects		\$ 54,340,487	\$ 5,000,000	-	\$ -	\$ 808,193	\$ 60,148,681	\$ 58,388,644	\$ 60,148,681	\$ 55,040,040	\$ 48,560,681	\$ 11,587,999	\$ 5,108,641	81%
Total Phase 3 Projects		\$ 58,697,160	\$ 5,000,000	-	\$ -	\$ 808,193	\$ 64,505,353	\$ 62,430,881	\$ 64,505,353	\$ 59,396,713	\$ 52,917,354	\$ 11,587,999	\$ 5,108,641	82%
Non-Bond Projects														
Completed Non-Bond Projects														
621P	Purchase of 621 Orchard Avenue	-	2,401,113	-	-	-	2,401,113	2,401,113	2,401,113	2,401,113	2,401,113	-	-	100%
Total Phase 3 Completed Projects		\$ -	\$ 2,401,113	\$ -	\$ -	\$ -	\$ 2,401,113	\$ 2,401,113	\$ 2,401,113	\$ 2,401,113	\$ 2,401,113	\$ -	\$ -	100%
Non-Bond Current Projects														
9038	621 Orchard Ave Shelley Dally Early Learning Village Project	45,926	4,264,669	-	-	-	4,310,594	3,406,717	4,310,594	4,305,763	3,840,834	469,761	4,832	89%
9749	Fairmont Preschool Project	-	890,000	-	-	974,428	1,864,428	1,478,591	1,864,428	1,601,698	1,311,140	553,288	262,730	70%
Subtotal Non-Bond Current Projects		\$ 45,926	\$ 5,154,669	-	\$ -	\$ 974,428	\$ 6,175,022	\$ 4,885,308	\$ 6,175,022	\$ 5,907,461	\$ 5,151,974	\$ 1,023,049	\$ 267,561	83%
Total Non-Bond Projects		\$ 45,926	\$ 7,555,782	-	\$ -	\$ 974,428	\$ 8,576,135	\$ 7,286,421	\$ 8,576,135	\$ 8,308,574	\$ 7,553,087	\$ 1,023,049	\$ 267,561	88%
Projects Subtotal		\$ 173,594,802	\$ 21,241,118	-	\$ 3,041,580	\$ 3,205,296	\$ 201,082,796	\$ 194,525,088	\$ 201,082,796	\$ 195,690,509	\$ 188,240,209	\$ 12,842,587	\$ 5,392,287	94%

Proj ID	Project	PROJECT FUNDING						BUDGETS through 12-21-22 - EXPENDITURES through 12-21-22						
		Measure A & Interest	Developer Fees	Temporary Funding	Prop 39 Energy	Grants and Other Revenue	Total Funding	Initial Budget	Current Budget	Committed Budget	Expensed To Date	Unspent Budget	Uncommitted Budget	% Complete
9002	Program Expense	18,331,795	750,628	-	86,873	37,567	19,206,864	17,716,880	19,206,864	16,364,080	16,086,038	3,120,826	2,842,783	84%
	Construction Cost Escalation													
	Construction Cost Escalation - Phase 1 Projects	-			-	-	-	3,749,000	-			-	-	0%
	Construction Cost Escalation - Phase 2 Projects	-			-	-	-	2,214,000	-			-	-	0%
	Construction Cost Escalation - Phase 3 Projects	-			-	-	-	10,720,000	-			-	-	0%
	Construction Cost Escalation - Phase 4 Projects	-			-	-	-	20,788,000	-			-	-	0%
	Total Construction Cost Escalation	\$ -	\$ -	\$ -	\$ -	\$ -	\$ -	\$ 37,471,000	\$ -			\$ -	\$ -	0%
	Program Loss Reserve													
	Program Loss Reserve - Phase 1 Projects	-			-	-	-	2,118,000	-			-	-	0%
	Program Loss Reserve - Phase 2 Projects	-			-	-	-	431,000	-			-	-	0%
	Program Loss Reserve - Phase 3 Projects	-			-	-	-	630,000	-			-	-	0%
	Program Loss Reserve - Phase 4 Projects	-			-	-	-	879,000	-			-	-	0%
	Total Program Loss Reserve	\$ -	\$ -	\$ -	\$ -	\$ -	\$ -	\$ 4,058,000	\$ -			\$ -	\$ -	0%
	Unallocated Prop39 Energy Funding													
	Unallocated Prop39 Energy Funding - VUSD	-			-	-	-	168,234	-			-	-	0%
	Unallocated Prop39 Energy Funding - ACE Charter	-			-	-	-	49,357	-			-	-	0%
	Unallocated Prop39 Energy Funding - Fairmont Charter	-			-	-	-	8,440	-			-	-	0%
	Unallocated Prop39 Energy Funding - Buckingham Charter	-			-	-	-	2,136	-			-	-	0%
	Unallocated Prop39 Energy Funding - Kairos Charter	-			-	-	-	34,713	-			-	-	0%
	Total Unallocated Prop39 Energy Funding	\$ -	\$ -	\$ -	\$ -	\$ -	\$ -	\$ 262,880	\$ -			\$ -	\$ -	0%
	Temporary Funding Reserve													
	Funds Held In Reserve to Repay Temporary Funding	-			-	-	-	-	-			-	-	0%
	Total Temporary Funding Reserve	\$ -	\$ -	\$ -	\$ -	\$ -	\$ -	\$ -	\$ -			\$ -	\$ -	0%
	Program Expenses & Reserves Subtotal	\$ 18,331,795	\$ 750,628	\$ -	\$ 86,873	\$ 37,567	\$ 19,206,864	\$ 59,508,760	\$ 19,206,864	\$ 16,364,080	\$ 16,086,038	\$ 3,120,826	\$ 2,842,783	84%
	Total Project & Program	\$ 191,926,598	\$ 21,991,746	\$ -	\$ 3,128,453	\$ 3,242,863	\$ 220,289,660	\$ 254,033,848	\$ 220,289,660	\$ 212,054,590	\$ 204,326,247	\$ 15,963,413	\$ 8,235,070	93%

Project Closed

Program Balance: \$ 3,530,662

**Vacaville Unified School District - Measure A
Funding Modification Detail Log**

As of: 12/21/22

MPB

Total Funding Modifications: \$0.00 **(\$4,676,286.00)** \$0.00 \$94,272.68 \$95,339.92 \$0.00 \$3,368.06 **(\$4,483,305.34)**

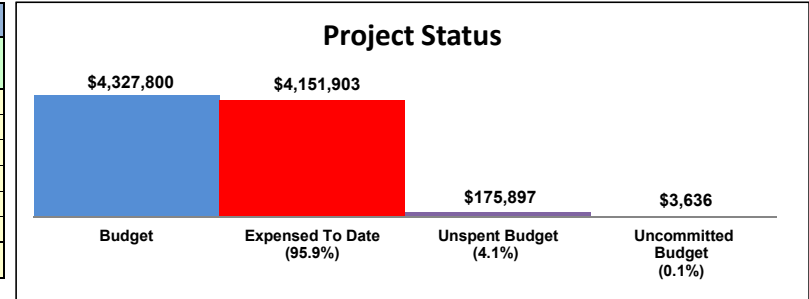
Funding Modifications											
Project ID	Reason for Change	Transaction Date	Publishing Date	State Funding	Local Funding					Grants and Other Revenue	Total Net Modification
				Prop 39	Measure A Funding	Cost of Issuance	Measure A Interest	Developer Fees & Temporary Funding	Measure V Bond Funds		
MPB	Increase Developer Fee funding to reflect additional flooring work for the 621 Orchard Ave Shelley Dally Early Learning Village project	10/14/22	01/11/23					8,932.00			8,932.00
MPB	Increase Developer Fee funding to reflect installation of ramps for the 621 Orchard Ave Shelley Dally Early Learning Village project	10/24/22	01/11/23					59,907.92			59,907.92
MPB	Increase Developer Fee funding to reflect contract for removal of ramps for the 621 Orchard Ave Shelley Dally Early Learning Village project	11/04/22	01/11/23					26,500.00			26,500.00
MPB	Decrease Program Balance. Transfer to District Wide Remaining Funds Project.	11/04/22	01/11/23		(1,336,286.00)						(1,336,286.00)
MPB	Increase Actual Interest Earned to reflect earnings for Q1 for FY 22-23 per Fiscal 17a report dated 11/09/22	11/17/22	01/11/23				94,272.68				94,272.68
MPB	Increase General Funds to reflect purchase of charging carts for the Technology Phase 3 project.	11/21/22	01/11/23							3,368.06	3,368.06
MPB	Decrease Program Balance. Transfer to District Wide Remaining Funds Project.	12/21/22	01/11/23		(3,340,000.00)						(3,340,000.00)
MPB	Decrease Construction Cost Escalation - Phase 3 to reflect projects nearing completion. Transfer to Program Balance	12/21/22	01/11/23		(2,545,601.99)						
MPB	Decrease Program Loss Reserve - Phase 3 to reflect projects nearing completion. Transfer to Program Balance	12/21/22	01/11/23		(1,105,136.35)						
MPB	Increase Measure A funding. Transferred from Construction Cost Escalation and Program Loss Reserve	12/21/22	01/11/23		3,650,738.34						

Vacaville Unified School District - Measure A
Hemlock / ACE Improvements Project

Budget Detail Report

Project ID: 9737

Funding			
Funding Source	Funding	Funding Changes	Current Funding
22 - Measure A Bond Funds	3,200,000	1,127,800	4,327,800
01 - Grants and Other Revenue	-	-	-
21 - Measure V Bond Funds	-	-	-
25 - Developer Fees	-	-	-
TF - Developer Fees as Temporary Funding	-	-	-
Total Funding	3,200,000	1,127,800	4,327,800



Account Description	CPM Account Code	District Object Code	Budgets through 12/21/22				Committed through 12/21/22			Expenditures through 12/21/22			
			Initial Budget	Prior Periods Changes	Current Period Changes	Revised Budget	Initial Commitment	Approved Changes	Revised Committed	Expensed To Date	Unspent Committed	Unspent Budget	Uncommitted Budget
A - Site Costs													
Geotechnical / Geohazard Costs	6120.001	6119	22,000	-	-	22,000	22,000	-	22,000	22,000	-	-	-
Site Surveys	6120.005	6120	32,800	-	-	32,800	32,800	-	32,800	32,800	-	-	-
CEQA	6190.001	6119	6,160	(2,458)	-	3,702	6,160	(2,458)	3,702	3,702	-	-	-
Preliminary Tests	6190.002	6150	3,300	(2,060)	-	1,240	1,240	-	1,240	1,240	-	-	-
Other Costs - Site	6190.099	6150	5,000	(5,000)	-	-	-	-	-	-	-	-	-
Site Costs			69,260	(9,518)	-	59,742	62,200	(2,458)	59,742	59,742	-	-	-
B - District and Agency Costs													
DSA Plan Check Fees	6201	6200	25,100	11,107	5,934	42,142	23,020	19,122	42,142	42,142	-	-	-
CDE Plan Check Fees	6203	6200	1,400	(1,400)	-	-	-	-	-	-	-	-	-
Utility Set-Up Fees - Water	6207.003	6200	25,000	(25,000)	-	-	-	-	-	-	-	-	-
Fees - SWPP	6208.008	6200	1,500	(991)	-	509	509	-	509	509	-	-	-
Fees - CEQA	6207.022	6200	50	-	-	50	50	-	50	50	-	-	-
Fees - Other County/City/Utility Fees	6207.099	6200	3,500	(1,332)	-	2,168	2,168	-	2,168	2,168	-	-	-
Department of Geological Survey	6209.001	6200	3,600	-	-	3,600	3,600	-	3,600	3,600	-	-	-
District and Agency Costs			60,150	(17,616)	5,934	48,469	29,347	19,122	48,469	48,469	-	-	-
C - Consultant Costs													
Program and Project Management Services	6208	6200	205,090	-	-	205,090	-	205,090	205,090	205,090	-	-	-
Architect and Engineering	6210	6200	236,710	35,030	-	271,740	271,740	-	271,740	264,917	6,823	6,823	-
HazMat Consultant - Design	6220	6200	21,970	-	-	21,970	21,970	-	21,970	21,970	-	-	-
HazMat Consultant - Monitoring	6221	6200	8,030	(8,030)	-	-	16,830	(16,830)	-	-	-	-	-
Specialty Consultant - Other	6214.099	6200	5,000	4,218	-	9,218	-	9,218	9,218	8,296	922	922	-
Consultant Costs			476,800	31,218	-	508,018	310,540	197,478	508,018	500,274	7,744	7,744	-
D - Documents and Bid Costs													
Printing and Distribution	6231	5803	5,000	2,500	(1,524)	5,976	5,000	976	5,976	5,976	-	-	-
Advertisements & Notices	6233	6200	2,000	1,609	-	3,609	3,609	-	3,609	3,609	-	-	-
Documents and Bid Costs			7,000	4,109	(1,524)	9,585	8,609	976	9,585	9,585	-	-	-

Account Description	CPM Account Code	District Object Code	Budgets through 12/21/22				Committed through 12/21/22			Expenditures through 12/21/22			
			Initial Budget	Prior Periods Changes	Current Period Changes	Revised Budget	Initial Commitment	Approved Changes	Revised Committed	Expensed To Date	Unspent Committed	Unspent Budget	Uncommitted Budget
E - Construction Costs													
General Contractor	6243.004	6200	1,800,000	750,764	-	2,550,764	2,364,000	186,764	2,550,764	2,550,764	-	-	-
General Contractor - Shade Structure 1	6243.023	6200		52,337	-	52,337	57,337	(5,000)	52,337	52,337	-	-	-
General Contractor - Shade Structure 2	6243.024	6200		14,700	-	14,700	134,692	(119,992)	14,700	14,700	-	-	-
Main Contractor - Intrusion	6245.009	6200	5,000	(5,000)	-	-	-	-	-	-	-	-	-
Main Contractor - EMS	6245.011	6200	10,000	2,253	-	12,253	12,253	-	12,253	12,253	-	-	-
Relocatable - Purchase Costs and Installation	6247.001	6200	-	149,921	-	149,921	149,921	-	149,921	149,921	-	-	-
Relocatable - Improvements	6247.004	6200	-	226,239	-	226,239	226,239	-	226,239	196,129	30,110	30,110	-
Miscellaneous Construction Costs	6259	6200	-	101,209	10,676	111,885	101,209	10,676	111,885	-	111,885	111,885	-
Construction Costs			1,815,000	1,292,423	10,676	3,118,099	3,045,650	72,448	3,118,099	2,976,104	141,995	141,995	-
F - Construction Support & Other Costs													
Inspection	6261	6200	93,600	(12,400)	(10,000)	71,200	83,795	(12,595)	71,200	50,350	20,850	20,850	-
Testing	6263	6200	18,480	18,337	-	36,817	29,735	7,082	36,817	36,512	305	305	-
CM Construction	6267	6200	267,270	10,431	16,267	293,968	175,227	118,741	293,968	293,968	-	-	-
Miscellaneous Construction Support Costs	6269	6200	6,000	(6,000)	-	-	-	-	-	-	-	-	-
Construction Support & Other Costs			385,350	10,368	6,267	401,985	288,757	113,228	401,985	380,830	21,155	21,155	-
G - Furniture & Equipment Costs													
Equipment and Supplies	4300	4300		768	-	768	768	-	768	768	-	-	-
F&E-Non Capitalized - Non-Tech	4400	4400	16,840	(5,000)	-	11,840	11,840	-	11,840	11,840	-	-	-
F&E-Non-Capitalized - Tech	4470	4415	-	56	-	56	56	-	56	56	-	-	-
Mitel Phones, Licenses, and Support	4470.013	4415		4,783	-	4,783	4,783	-	4,783	4,783	-	-	-
Rentals, Leases and Repairs	5600	5600		861	-	861	943	(82)	861	861	-	-	-
F&E-Capitalized - Non-Tech (New)	6420	6400	36,000	109,443	-	145,443	157,041	(11,598)	145,443	145,443	-	-	-
Furniture & Equipment Costs			52,840	110,912	-	163,752	175,432	(11,680)	163,752	163,752	-	-	-
H- Miscellaneous Project Costs													
Moving and Storage	6274	6200	25,000	(11,852)	1,367	14,515	15,515	(1,000)	14,515	13,148	1,367	1,367	-
Miscellaneous Project Costs			25,000	(11,852)	1,367	14,515	15,515	(1,000)	14,515	13,148	1,367	1,367	-
I - Contingencies													
Construction Contingency	6297	6297	181,500	(181,500)	-	-							-
Project Contingency	6298	6298	36,300	(36,300)	-	-							-
Owner Contingency	6299	6299	90,800	(90,306)	3,142	3,636					3,636	3,636	
Contingencies			308,600	(308,106)	3,142	3,636	-	-	-	-	-	3,636	3,636
Grand Total			3,200,000	1,101,938	25,862	4,327,800	3,936,050	388,113	4,324,164	4,151,903	172,261	175,897	3,636

		% of Hard Costs	% of Total Project
Hard Construction Costs:	\$3,118,099	100.00%	72.05%
Soft Costs:	\$1,042,313	33.43%	24.08%
F&E:	\$163,752	5.25%	3.78%
Contingencies:	\$3,636	0.12%	0.08%
	4,327,800		

**Vacaville Unified School District - Measure A
Budget Modification Detail Log**

Hemlock / ACE Improvements Project

Current Period Budget Modifications: **\$25,862.27**

Prior Period Budget Modifications: **\$1,101,937.80**

Total Budget Modifications: \$1,127,800.07

Budget Modifications through 12/21/22								
Project ID	Transaction Date	Publishing Date	Fiscal Year	CPM Object Code	District Object Code	Account Description	Reason for Modification	Amount
9737	10/24/22	01/11/23	22-23	6259	6200	Miscellaneous Construction Costs	Increase budget to reflect additional installation costs for playground equipment	10,676.03
9737	11/03/22	01/11/23	22-23	6231	5803	Printing and Distribution	Reduce budget. Adjusted to reflect project nearing completion	(1,524.48)
9737	11/03/22	01/11/23	22-23	6261	6200	Inspection	Reduce budget. Adjusted to reflect project nearing completion	(10,000.00)
9737	11/03/22	01/11/23	22-23	6299	6299	Owner Contingency	Increase budget. Transferred from reduced budgets	11,524.48
9737	11/03/22	01/11/23	22-23	6274	6200	Moving and Storage	Increase budget to reflect move services related to the kindergarten portable	1,367.00
9737	11/03/22	01/11/23	22-23	6299	6299	Owner Contingency	Reduce budget to fund Moving and Storage	(1,367.00)
9737	11/03/22	01/11/23	22-23	6201	6200	DSA Plan Check Fees	Increase budget to reflect plan review fees for the Hemlock Technology Upgrades project	5,934.48
9737	11/03/22	01/11/23	22-23	6299	6299	Owner Contingency	Reduce budget to fund DSA Plan Check Fees	(5,934.48)
9737	11/10/22	01/11/23	22-23	6267	6200	CM Construction	Increase budget to reflect services through 10/31/22; Transferred from the Program Expense budget	8,130.00
9737	12/05/22	01/11/23	22-23	6299	6299	Owner Contingency	Reduce budget. Transferred to District-Wide Improvements for the rental of fence panels at Elmira	(1,080.60)
9737	12/12/22	01/11/23	22-23	6267	6200	CM Construction	Increase budget to reflect services through 11/30/22; Transferred from the Program Expense budget	8,136.84

**Vacaville Unified School District - Measure A
Funding Modification Detail Log**

As of: 12/21/22

Hemlock / ACE Improvements Project

Total Funding Modifications: \$0.00 \$25,862.27 \$0.00 \$0.00 \$0.00 \$0.00 \$0.00 \$25,862.27

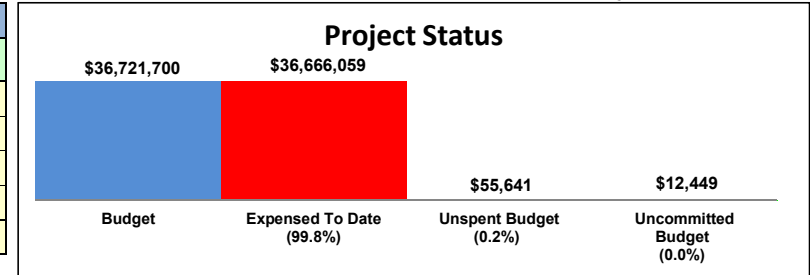
Funding Modifications											
Project ID	Reason for Change	Transaction Date	Publishing Date	State Funding	Local Funding					Grants and Other Revenue	Total Net Modification
				Prop 39	Measure A Funding	Cost of Issuance	Measure A Interest	Developer Fees & Temporary Funding	Measure V Bond Funds		
9737	Increase Measure A Funding. Transferred from Construction Cost Escalation - Phase 3 to reflect increased installation costs for the playground equipment	10/24/22	01/11/23		10,676.03						10,676.03
9737	Increase Measure A Funding. Transferred from Program Expense budget to reflect construction management services for October 2022.	11/10/22	01/11/23		8,130.00						8,130.00
9737	Decrease Measure A funding. Transfer to the District-Wide Improvements Phase 3 Project for the rental of fence panels at Elmira	12/05/22	01/11/23		(1,080.60)						(1,080.60)
9737	Increase Measure A Funding. Transferred from Program Expense budget to reflect construction management services for November 2022.	12/12/22	01/11/23		8,136.84						8,136.84

Vacaville Unified School District - Measure A
Markham ES Improvements Project

Budget Detail Report

Project ID: 9730

Funding			
Funding Source	Funding	Funding Changes	Current Funding
22 - Measure A Bond Funds	30,678,380	1,043,320	31,721,700
25 - Developer Fees	5,000,000	-	5,000,000
TF - Developer Fees as Temporary Funding		-	-
Total Funding	35,678,380	1,043,320	36,721,700



Account Description	CPM Account Code	District Object Code	Budgets through 12/21/22				Committed through 12/21/22			Expenditures through 12/21/22				
			Initial Budget	Prior Periods Changes	Current Period Changes	Revised Budget	Initial Commitment	Approved Changes	Revised Committed	Expensed To Date	Unspent Committed	Unspent Budget	Uncommitted Budget	
A - Site Costs														
Geotechnical / Geohazard Costs	6120.001	6119	25,000	(11,399)	-	13,601	15,900	(2,299)	13,601	13,601	-	-	-	-
Site Surveys	6120.005	6120	45,000	(1,700)	-	43,300	45,000	(1,700)	43,300	43,300	-	-	-	-
Other Special Studies	6120.099	6120	-	16,398	-	16,398	10,500	5,898	16,398	16,398	-	-	-	-
CEQA	6190.001	6119	10,000	21,163	-	31,163	33,185	(2,021)	31,163	31,163	-	-	-	-
Preliminary Tests	6190.002	6150	-	2,748	-	2,748	3,123	(375)	2,748	2,748	-	-	-	-
Other Costs - Site	6190.099	6150	-	2,849	-	2,849	2,849	-	2,849	2,849	-	-	-	-
Site Costs			80,000	30,059	-	110,059	110,556	(497)	110,059	110,059	-	-	-	-
B - District and Agency Costs														
DSA Plan Check Fees	6201	6200	399,600	(33,089)	-	366,511	304,772	61,739	366,511	366,511	-	-	-	-
CDE Plan Check Fees	6203	6200	10,000	(2,801)	-	7,199	7,199	-	7,199	7,199	-	-	-	-
Fees - SWPP	6208.008	6200	3,500	(1,511)	-	1,989	652	1,337	1,989	1,989	-	-	-	-
Fees - CGS	6208.010	6200	4,000	(4,000)	-	-	-	-	-	-	-	-	-	-
Fees - Health Department	6208.012	6200	2,000	(2,000)	-	-	-	-	-	-	-	-	-	-
Fees - Gas	6208.014	6200	10,000	(9,875)	-	125	2,000	(1,875)	125	125	-	-	-	-
Fees - Other County/City/Utility Fees	6207.099	6200	10,050	64,623	-	74,673	74,673	-	74,673	74,673	-	-	-	-
Other Agency Fees	6209.099	6200	6,000	(6,000)	-	-	-	-	-	-	-	-	-	-
District and Agency Costs			445,150	5,347	-	450,497	389,296	61,201	450,497	450,497	-	-	-	-
C - Consultant Costs														
Architect and Engineering	6210	6200	2,845,000	(2,435)	-	2,842,565	2,845,000	(2,435)	2,842,565	2,799,373	43,193	43,193	-	-
HazMat Consultant - Design	6220	6200	-	30,748	-	30,748	33,620	(2,873)	30,748	30,748	-	-	-	-
HazMat Consultant - Monitoring	6221	6200	29,980	(14,385)	-	15,595	15,595	-	15,595	15,595	-	-	-	-
Commissioning	6214.008	6200	50,000	9,983	-	59,983	62,000	(2,017)	59,983	59,983	-	-	-	-
Energy Management System (EMS)	6214.009	6200	-	81,034	-	81,034	-	81,034	81,034	81,034	-	-	-	-
Specialty Consultant - Other	6214.099	6200	10,000	(10,000)	-	-	-	-	-	-	-	-	-	-
Consultant Costs			2,934,980	94,945	-	3,029,925	2,956,215	73,710	3,029,925	2,986,732	43,193	43,193	-	-
D - Documents and Bid Costs														
Printing and Distribution	6231	5803	30,000	(14,084)	-	15,916	5,000	10,916	15,916	15,916	-	-	-	-
Advertisements & Notices	6233	6200	-	2,654	-	2,654	2,756	(103)	2,654	2,654	-	-	-	-
Miscellaneous Documents and Bid Costs	6239	6200	7,500	(7,500)	-	-	-	-	-	-	-	-	-	-
Documents and Bid Costs			37,500	(18,931)	-	18,569	7,756	10,813	18,569	18,569	-	-	-	-

Account Description	CPM Account Code	District Object Code	Budgets through 12/21/22				Committed through 12/21/22			Expenditures through 12/21/22			
			Initial Budget	Prior Periods Changes	Current Period Changes	Revised Budget	Initial Commitment	Approved Changes	Revised Committed	Expensed To Date	Unspent Committed	Unspent Budget	Uncommitted Budget
E - Construction Costs													
General Contractor	6243.004	6200	28,000,000	(5,732,447)	1	22,267,554	245,612	22,021,942	22,267,554	22,267,554	-	-	-
General Contractor - Perm. Modular Bldg	6243.017	6200	-	8,938,783	-	8,938,783	9,500,000	(561,217)	8,938,783	8,938,783	-	-	-
General Contractor - Sidewalk replacement	6243.030	6200	-	39,422	-	39,422	49,422	(10,000)	39,422	39,422	-	-	-
General Contractor - Escrow Retention	6243.999	6200	-	470,463	-	470,463	-	470,463	470,463	470,463	-	-	-
Trade Contractor - HVAC	6244.400	6200	-	9,650	-	9,650	10,450	(800)	9,650	9,650	-	-	-
Main Contractor - Intrusion	6245.009	6200	30,000	(8,885)	-	21,115	21,467	(352)	21,115	21,115	-	-	-
Owner Furnished Materials	6248	6200	-	105,454	-	105,454	105,454	-	105,454	105,454	-	-	-
Miscellaneous Construction Costs	6259	6200	100,000	(80,316)	4,210	23,894	27,274	(3,380)	23,894	23,894	-	-	-
Construction Costs			28,130,000	3,742,124	4,211	31,876,334	9,959,679	21,916,655	31,876,334	31,876,334	-	-	-
F - Construction Support & Other Costs													
Inspection	6261	6200	486,000	6,655	-	492,655	538,675	(46,020)	492,655	492,655	-	-	-
Testing	6263	6200	281,300	(14,691)	-	266,609	100,580	166,029	266,609	266,609	-	-	-
Construction Support & Other Costs			767,300	(8,036)	-	759,264	639,255	120,009	759,264	759,264	-	-	-
G - Furniture & Equipment Costs													
Equipment and Supplies	4300	4300	-	4,222	-	4,222	6,602	(2,380)	4,222	4,222	-	-	-
F&E-Non Capitalized - Non-Tech	4400	4400	-	-	-	-	72,274	(72,274)	-	-	-	-	-
F&E-Capitalized - Tech (New)	6410	6400	330,000	(330,000)	-	-	-	-	-	-	-	-	-
F&E-Capitalized - Non-Tech (New)	6420	6400	242,000	168,554	-	410,554	407,919	2,635	410,554	410,554	-	-	-
Furniture & Equipment Costs			572,000	(157,224)	-	414,776	486,795	(72,019)	414,776	414,776	-	-	-
H- Miscellaneous Project Costs													
Interim Housing Set-Up and Removal	6271	6200	75,000	(75,000)	-	-	-	-	-	-	-	-	-
Moving and Storage	6274	6200	10,000	39,331	-	49,331	53,907	(4,577)	49,331	49,331	-	-	-
Waste Disposal	6278	5514	-	497	-	497	497	-	497	497	-	-	-
Miscellaneous Project Costs			85,000	(35,173)	-	49,827	54,404	(4,577)	49,827	49,827	-	-	-
I - Contingencies													
Construction Contingency	6297	6297	1,000,000	(983,341)	(4,211)	12,449					12,449	12,449	
Project Contingency	6298	6298	562,600	(562,600)	-	-					-	-	
Owner Contingency	6299	6299	1,063,850	(1,063,850)	-	-					-	-	
Contingencies			2,626,450	(2,609,791)	(4,211)	12,449	-	-	-	-	12,449	12,449	-
Grand Total			35,678,380	1,043,320	-	36,721,700	14,603,956	22,105,295	36,709,251	36,666,059	43,193	55,641	12,449

		% of Hard Costs	% of Total Project
Hard Construction Costs:	\$31,876,334	100.00%	86.81%
Soft Costs:	\$4,418,141	13.86%	12.03%
F&E:	\$414,776	1.30%	1.13%
Contingencies:	\$12,449	0.04%	0.03%
	36,721,700		

**Vacaville Unified School District - Measure A
Budget Modification Detail Log**

Markham ES Improvements Project

Current Period Budget Modifications: **\$0.00**
 Prior Period Budget Modifications: \$1,043,320.00
Total Budget Modifications: \$1,043,320.00

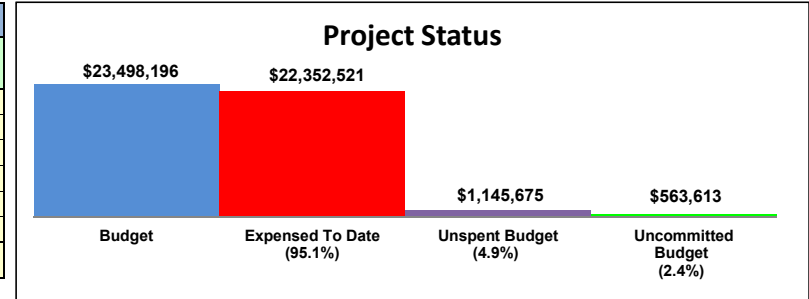
Budget Modifications through 12/21/22								
Project ID	Transaction Date	Publishing Date	Fiscal Year	CPM Object Code	District Object Code	Account Description	Reason for Modification	Amount
9730	10/25/22	01/11/23	22-23	6259	6200	Miscellaneous Construction Costs	Increase budget to reflect waterline work at Building C	4,209.93
9730	10/25/22	01/11/23	22-23	6297	6297	Construction Contingency	Reduce budget to fund Miscellaneous Construction Costs	(4,209.93)
9730	11/07/22	01/11/23	22-23	6243.004	6200	General Contractor	Increase budget to cover final payment due to rounding	0.57
9730	11/07/22	01/11/23	22-23	6297	6297	Construction Contingency	Reduce budget to fund General Contractor	(0.57)

Vacaville Unified School District - Measure A
100 McClellan Street Site Improvements Project

Budget Detail Report

Project ID: 9736

Funding			
Funding Source	Funding	Funding Changes	Current Funding
22 - Measure A Bond Funds	18,442,000	(143,804)	18,298,196
01 - Grants and Other Revenue	200,000	-	200,000
21 - Measure V Bond Funds	-	-	-
25 - Developer Fees	5,000,000	-	5,000,000
TF - Developer Fees as Temporary Funding	-	-	-
Total Funding	23,642,000	(143,804)	23,498,196



Account Description	CPM Account Code	District Object Code	Budgets through 12/21/22				Committed through 12/21/22			Expenditures through 12/21/22			
			Initial Budget	Prior Periods Changes	Current Period Changes	Revised Budget	Initial Commitment	Approved Changes	Revised Committed	Expensed To Date	Unspent Committed	Unspent Budget	Uncommitted Budget
A - Site Costs													
Geotechnical / Geohazard Costs	6120.001	6119	22,600	(3,000)	-	19,600	22,600	(3,000)	19,600	19,600	-	-	-
Soil Contamination Testing	6120.002	6120	10,560	(200)	-	10,360	10,560	(200)	10,360	10,360	-	-	-
Site Surveys	6120.005	6120	33,000	-	-	33,000	33,000	-	33,000	33,000	-	-	-
CEQA	6190.001	6119	20,000	(5,949)	-	14,051	17,448	(3,397)	14,051	14,051	-	-	-
Preliminary Tests	6190.002	6150	35,000	(12,759)	-	22,241	26,320	(4,079)	22,241	22,241	-	-	-
Other Costs - Site	6190.099	6150	10,000	(7,575)	-	2,425	2,426	(1)	2,425	2,425	-	-	-
Site Costs			131,160	(29,483)	-	101,677	112,354	(10,677)	101,677	101,677	-	-	-
B - District and Agency Costs													
DSA Plan Check Fees	6201	6200	152,900	-	-	152,900	140,750	-	140,750	140,750	-	12,150	12,150
CDE Plan Check Fees	6203	6200	10,000	(5,000)	-	5,000	-	-	-	-	-	5,000	5,000
Utility Set-Up Fees - Water	6207.003	6200	50,000	149,772	-	199,772	199,772	-	199,772	199,772	-	-	-
Utility Set-Up Fees - Sewer	6207.004	6200	25,000	88,090	-	113,090	113,090	-	113,090	113,090	-	-	-
Fees - SWPP	6208.008	6200	3,000	-	-	3,000	553	652	1,205	1,205	-	1,795	1,795
Fees - Health Department	6208.012	6200	3,500	(338)	-	3,162	1,719	1,443	3,162	3,162	-	-	-
Fees - Gas	6208.014	6200	2,000	17,875	-	19,875	19,875	-	19,875	19,875	-	-	-
Fees - CEQA	6207.022	6200	50	-	-	50	50	-	50	50	-	-	-
Fees - Other County/City/Utility Fees	6207.099	6200	38,000	(13,381)	-	24,619	30,975	(6,356)	24,619	24,619	-	-	-
District and Agency Costs			284,450	237,018	-	521,468	506,784	(4,261)	502,523	502,523	-	18,945	18,945
C - Consultant Costs													
Program and Project Management Services	6208	6200	652,800	-	-	652,800	-	641,339	641,339	641,339	-	11,461	11,461
Architect and Engineering	6210	6200	1,428,475	-	-	1,428,475	1,346,200	72,811	1,419,011	1,319,337	99,674	109,138	9,464
HazMat Consultant - Design	6220	6200	42,485	-	-	42,485	40,685	1,800	42,485	42,485	-	-	-
HazMat Consultant - Monitoring	6221	6200	70,090	-	-	70,090	55,090	(19,296)	35,794	35,794	-	34,296	34,296
Commissioning	6214.008	6200	58,550	-	-	58,550	58,550	-	58,550	47,766	10,784	10,784	-
Energy Management System (EMS)	6214.009	6200	-	40,653	-	40,653	-	40,653	40,653	38,729	1,924	1,924	-
Specialty Consultant - Other	6214.099	6200	60,000	(60,000)	-	-	-	-	-	-	-	-	-
Consultant Costs			2,312,400	(19,347)	-	2,293,053	1,500,525	737,306	2,237,831	2,125,450	112,381	167,603	55,222

Account Description	CPM Account Code	District Object Code	Budgets through 12/21/22				Committed through 12/21/22			Expenditures through 12/21/22			
			Initial Budget	Prior Periods Changes	Current Period Changes	Revised Budget	Initial Commitment	Approved Changes	Revised Committed	Expensed To Date	Unspent Committed	Unspent Budget	Uncommitted Budget
D - Documents and Bid Costs													
Printing and Distribution	6231	5803	20,000	-	-	20,000	5,000	15,000	20,000	18,097	1,903	1,903	-
Advertisements & Notices	6233	6200	7,000	(1,832)	-	5,168	5,168	-	5,168	5,168	-	-	-
Documents and Bid Costs			27,000	(1,832)	-	25,168	10,168	15,000	25,168	23,264	1,903	1,903	-
E - Construction Costs													
General Contractor	6243.004	6200	14,650,000	(838,804)	5,648	13,816,844	12,670,392	1,146,452	13,816,844	13,568,813	248,031	248,031	-
General Contractor - Asbestos Abatement	6243.011	6200	233,000	(15,847)	-	217,153	238,668	(21,515)	217,153	217,153	-	-	-
General Contractor - Perm. Modular Bldg	6243.017	6200	1,600,000	747,000	-	2,347,000	2,347,000	(40,691)	2,306,309	2,306,309	-	40,691	40,691
General Contractor - Bella Vista	6243.021	6200	1,625,000	(2,107)	-	1,622,893	1,625,250	(2,357)	1,622,893	1,622,893	-	-	-
General Contractor - Restroom	6243.026	6200	-	140,934	-	140,934	148,000	(7,066)	140,934	140,934	-	-	-
Trade Contractor - Fence: Buckingham CMHS	6244.111	6200	-	-	11,065	11,065	11,065	-	11,065	-	11,065	11,065	-
Main Contractor - Intrusion	6245.009	6200	25,000	(13,906)	-	11,094	11,094	-	11,094	7,182	3,912	3,912	-
Main Contractor - Electrical	6245.015	6200	-	36,855	-	36,855	38,865	(2,010)	36,855	36,855	-	-	-
Owner Furnished Materials	6248	6200	80,000	(41,092)	-	38,908	38,908	-	38,908	38,908	-	-	-
Miscellaneous Construction Costs	6259	6200	10,000	19,160	-	29,160	26,874	2,286	29,160	29,160	-	-	-
Construction Costs			18,223,000	32,193	16,713	18,271,906	17,156,116	1,075,099	18,231,215	17,968,207	263,008	303,698	40,691
F - Construction Support & Other Costs													
Inspection	6261	6200	326,000	-	-	326,000	314,280	-	314,280	298,430	15,850	27,570	11,720
Testing	6263	6200	182,200	65,800	-	248,000	188,000	20,000	208,000	202,397	5,603	45,603	40,000
CM Construction	6267	6200	966,460	-	(919)	965,541	641,353	318,771	960,124	818,870	141,254	146,671	5,417
Miscellaneous Construction Support Costs	6269	6200	15,000	(5,800)	-	9,200	-	-	-	-	-	9,200	9,200
Construction Support & Other Costs			1,489,660	60,000	(919)	1,548,741	1,143,633	338,771	1,482,404	1,319,697	162,707	229,044	66,337
G - Furniture & Equipment Costs													
Equipment and Supplies	4300	4300	10,000	(2,716)	919	8,203	6,631	255	6,886	5,968	919	2,235	1,317
F&E-Non Capitalized - Non-Tech	4400	4400	20,000	11,840	7,187	39,027	41,987	(2,960)	39,027	26,147	12,880	12,880	-
Rentals, Leases and Repairs	5600	5600	-	-	5,315	5,315	5,315	-	5,315	5,315	-	-	-
F&E-Capitalized - Non-Tech (New)	6420	6400	115,000	186	-	115,186	115,190	(3)	115,186	86,921	28,265	28,265	-
Furniture & Equipment Costs			145,000	9,310	13,421	167,731	169,122	(2,708)	166,414	124,351	42,063	43,380	1,317
H- Miscellaneous Project Costs													
Interim Housing Set-Up and Removal	6271	6200	15,000	(15,000)	-	-	-	-	-	-	-	-	-
Moving and Storage	6274	6200	160,000	25,936	-	185,936	206,378	(20,442)	185,936	185,936	-	-	-
Waste Disposal	6278	5514	5,000	-	-	5,000	937	479	1,416	1,416	-	3,584	3,584
Miscellaneous Project Costs			180,000	10,936	-	190,936	207,315	(19,963)	187,352	187,352	-	3,584	3,584

Account Description	CPM Account Code	District Object Code	Budgets through 12/21/22				Committed through 12/21/22			Expenditures through 12/21/22			
			Initial Budget	Prior Periods Changes	Current Period Changes	Revised Budget	Initial Commitment	Approved Changes	Revised Committed	Expensed To Date	Unspent Committed	Unspent Budget	Uncommitted Budget
I - Contingencies													
Construction Contingency	6297	6297	500,000	(309,151)	(10,963)	179,887						179,887	179,887
Project Contingency	6298	6298	149,330	5,330	-	154,660						154,660	154,660
Owner Contingency	6299	6299	200,000	(138,777)	(18,252)	42,971						42,971	42,971
Contingencies			849,330	(442,598)	(29,215)	377,517	-	-	-	-	-	377,517	377,517
Grand Total			23,642,000	(143,804)	-	23,498,196	20,806,017	2,128,566	22,934,583	22,352,521	582,062	1,145,675	563,613

		% of Hard Costs	% of Total Project
Hard Construction Costs:	\$18,271,906	100.00%	77.76%
Soft Costs:	\$4,681,042	25.62%	19.92%
F&E:	\$167,731	0.92%	0.71%
Contingencies:	\$377,517	2.07%	1.61%
	<u><u>23,498,196</u></u>		

**Vacaville Unified School District - Measure A
Budget Modification Detail Log**

100 McClellan Street Site Improvements Project

Current Period Budget Modifications: **\$0.00**

Prior Period Budget Modifications: **(\$143,804.00)**

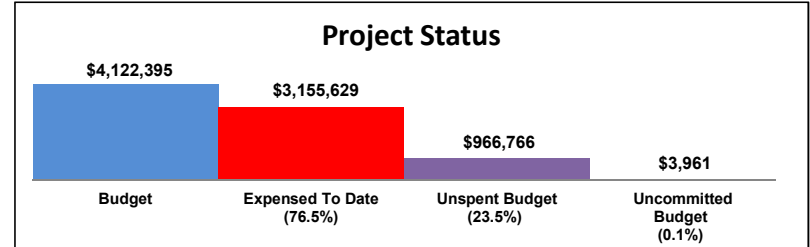
Total Budget Modifications: (\$143,804.00)

Budget Modifications through 12/21/22								
Project ID	Transaction Date	Publishing Date	Fiscal Year	CPM Object Code	District Object Code	Account Description	Reason for Modification	Amount
9736	10/24/22	01/11/23	22-23	4400	4400	F&E-Non Capitalized - Non-Tech	Increase budget to cover purchase of 8 epoxy plain apron tables	7,187.49
9736	10/24/22	01/11/23	22-23	6299	6299	Owner Contingency	Reduce budget to fund F&E-Non Capitalized - Non-Tech	(7,187.49)
9736	11/09/22	01/11/23	22-23	5600	5600	Rentals, Leases and Repairs	Increase budget to reflect rental of HVAC equipment through August 2022	4,829.57
9736	11/09/22	01/11/23	22-23	6297	6297	Construction Contingency	Reduce budget to fund Rentals, Leases and Repairs	(4,829.57)
9736	11/10/22	01/11/23	22-23	6244.111	6200	Trade Contractor - Fence: Buckingham CMHS	Increase budget to reflect contract for two gates for the parking lot area	11,065.00
9736	11/10/22	01/11/23	22-23	6299	6299	Owner Contingency	Reduce budget to fund Trade Contractor - Fence: Buckingham CMHS	(11,065.00)
9736	12/09/22	01/11/23	22-23	5600	5600	Rentals, Leases and Repairs	Increase budget to reflect final rental fees for the temporary HVAC units	484.95
9736	12/09/22	01/11/23	22-23	6297	6297	Construction Contingency	Reduce budget to fund Rentals, Leases and Repairs	(484.95)
9736	12/14/22	01/11/23	22-23	4300	4300	Equipment and Supplies	Increase budget to reflect purchase of 16 lock cylinders	918.58
9736	12/14/22	01/11/23	22-23	6267	6200	CM Construction	Reduce budget to fund Equipment and Supplies	(918.58)
9736	12/14/22	01/11/23	22-23	6243.004	6200	General Contractor	Increase budget to reflect change order for additional work	5,648.08
9736	12/14/22	01/11/23	22-23	6297	6297	Construction Contingency	Reduce budget to fund General Contractor	(5,648.08)

Vacaville Unified School District - Measure A
Alamo ES Improvements Project

Budget Detail Report
Project ID: 9740

Funding			
Funding Source	Funding	Funding Changes	Current Funding
22 - Measure A Bond Funds	3,500,000	622,395	4,122,395
25 - Developer Fees	-	-	-
TF - Developer Fees as Temporary Funding	-	-	-
Total Funding	3,500,000	622,395	4,122,395



Account Description	CPM Account Code	District Object Code	Budgets through 12/21/22				Committed through 12/21/22			Expenditures through 12/21/22				
			Initial Budget	Prior Periods Changes	Current Period Changes	Revised Budget	Initial Commitment	Approved Changes	Revised Committed	Expensed To Date	Unspent Committed	Unspent Budget	Uncommitted Budget	
A - Site Costs														
Geotechnical / Geohazard Costs	6120.001	6119	14,000	-	-	14,000	14,000	-	14,000	14,000	-	-	-	-
Site Surveys	6120.005	6120	16,780	1,900	-	18,680	20,180	(1,500)	18,680	15,280	3,400	3,400	-	-
CEQA	6190.001	6119	6,000	337	-	6,337	8,490	(2,153)	6,337	6,337	-	-	-	-
Preliminary Tests	6190.002	6150	-	3,200	-	3,200	3,200	-	3,200	3,200	-	-	-	-
Site Costs			36,780	5,437	-	42,217	45,870	(3,653)	42,217	38,817	3,400	3,400	-	-
B - District and Agency Costs														
DSA Plan Check Fees	6201	6200	28,200	-	-	28,200	38,332	(11,544)	26,788	26,788	-	1,412	1,412	-
Fees - CGS	6208.010	6200	3,600	(3,600)	-	-	3,600	(3,600)	-	-	-	-	-	-
Fees - Health Department	6208.012	6200	10,000	(10,000)	-	-	-	-	-	-	-	-	-	-
Fees - Other County/City/Utility Fees	6207.099	6200	-	5,550	-	5,550	5,500	50	5,550	5,550	-	-	-	-
District and Agency Costs			41,800	(8,050)	-	33,750	47,432	(15,094)	32,338	32,338	-	1,412	1,412	-
C - Consultant Costs														
Program and Project Management Services	6208	6200	182,432	(102,171)	946	81,207	53,323	27,884	81,207	80,261	946	946	-	-
Architect and Engineering	6210	6200	338,135	7,355	23,305	368,795	345,855	22,940	368,795	323,024	45,771	45,771	-	-
HazMat Consultant - Design	6220	6200	20,000	(5,690)	-	14,310	16,550	(2,240)	14,310	14,310	-	-	-	-
HazMat Consultant - Monitoring	6221	6200	-	11,541	-	11,541	18,110	(6,569)	11,541	11,541	-	-	-	-
Commissioning	6214.008	6200	22,300	-	-	22,300	22,300	-	22,300	7,868	14,432	14,432	-	-
Energy Management System (EMS)	6214.009	6200	10,000	(3,132)	-	6,868	-	6,868	6,868	-	6,868	6,868	-	-
Consultant Costs			572,867	(92,097)	24,251	505,021	456,138	48,883	505,021	437,004	68,017	68,017	-	-
D - Documents and Bid Costs														
Printing and Distribution	6231	5803	4,000	-	-	4,000	4,000	-	4,000	3,799	201	201	-	-
Advertisements & Notices	6233	6200	2,000	(657)	-	1,343	1,343	-	1,343	1,343	-	-	-	-
Documents and Bid Costs			6,000	(657)	-	5,343	5,343	-	5,343	5,142	201	201	-	-
E - Construction Costs														
General Contractor	6243.004	6200	2,081,900	819,978	(157,810)	2,744,068	2,901,878	(157,810)	2,744,068	2,124,453	619,615	619,615	-	-
General Contractor - Asbestos Abatement	6243.011	6200	-	6,657	-	6,657	31,000	(24,343)	6,657	6,657	-	-	-	-
General Contractor - Shade Structure 1	6243.023	6200	-	176,280	-	176,280	176,280	-	176,280	-	176,280	176,280	-	-
General Contractor - Casework and Lockers	6243.033	6200	-	55,704	-	55,704	55,704	-	55,704	-	55,704	55,704	-	-
Trade Contractor - Fence: Alamo	6244.113	6200	26,033	-	-	26,033	24,850	1,183	26,033	26,033	-	-	-	-
Owner Furnished Materials	6248	6200	14,000	45,074	-	59,074	59,074	-	59,074	55,483	3,591	3,591	-	-
Miscellaneous Construction Costs	6259	6200	-	14,346	-	14,346	14,346	-	14,346	14,346	-	-	-	-
Construction Costs			2,121,933	886,055	74,173	3,082,161	3,263,132	(180,970)	3,082,161	2,226,972	855,189	855,189	-	-

Account Description	CPM Account Code	District Object Code	Budgets through 12/21/22				Committed through 12/21/22			Expenditures through 12/21/22			
			Initial Budget	Prior Periods Changes	Current Period Changes	Revised Budget	Initial Commitment	Approved Changes	Revised Committed	Expensed To Date	Unspent Committed	Unspent Budget	Uncommitted Budget
F - Construction Support & Other Costs													
Inspection	6261	6200	43,900	(13,807)	17,537	47,630	30,093	17,537	47,630	47,630	-	-	-
Testing	6263	6200	34,400	10,125	-	44,525	44,525	-	44,525	35,098	9,428	9,428	-
CM Construction	6267	6200	165,580	101,840	(946)	266,474	235,651	29,515	265,166	247,744	17,422	18,730	1,308
Construction Support & Other Costs			243,880	98,158	16,591	358,629	310,269	47,052	357,321	330,471	26,850	28,158	1,308
G - Furniture & Equipment Costs													
Equipment and Supplies	4300	4300	1,288	281	-	1,569	1,286	283	1,569	1,569	-	-	-
Alamo: Front Row Systems	4473.201	4415	-	54,374	-	54,374	56,216	(1,842)	54,374	54,374	-	-	-
Rentals, Leases and Repairs	5600	5600	-	16,538	-	16,538	7,866	8,672	16,538	14,431	2,107	2,107	-
F&E-Capitalized - Non-Tech (New)	6420	6400	10,552	(10,552)	-	-	-	-	-	-	-	-	-
Furniture & Equipment Costs			11,840	60,641	-	72,481	65,368	7,113	72,481	70,374	2,107	2,107	-
H- Miscellaneous Project Costs													
Moving and Storage	6274	6200	6,200	15,352	-	21,552	48,452	(26,900)	21,552	14,511	7,041	7,041	-
Miscellaneous Project Costs			6,200	15,352	-	21,552	48,452	(26,900)	21,552	14,511	7,041	7,041	-
I - Contingencies													
Construction Contingency	6297	6297	206,400	(205,159)	-	1,241						1,241	1,241
Project Contingency	6298	6298	45,900	(45,900)	-	-						-	-
Owner Contingency	6299	6299	206,400	(206,400)	-	-						-	-
Contingencies			458,700	(457,459)	-	1,241	-	-	-	-	-	1,241	1,241
Grand Total			3,500,000	507,381	115,015	4,122,395	4,242,004	(123,569)	4,118,434	3,155,629	962,805	966,766	3,961

		% of Hard Costs	% of Total Project
Hard Construction Costs:	\$3,082,161	100.00%	74.77%
Soft Costs:	\$966,512	31.36%	23.45%
F&E:	\$72,481	2.35%	1.76%
Contingencies:	\$1,241	0.04%	0.03%
	<u>4,122,395</u>		

**Vacaville Unified School District - Measure A
Budget Modification Detail Log**

Alamo ES Improvements Project

Current Period Budget Modifications: **\$115,014.52**

Prior Period Budget Modifications: **\$507,380.65**

Total Budget Modifications: \$622,395.17

Budget Modifications through 12/21/22								
Project ID	Transaction Date	Publishing Date	Fiscal Year	CPM Object Code	District Object Code	Account Description	Reason for Modification	Amount
9740	10/19/22	01/11/23	22-23	6208	6200	Program and Project Management Services	Increase budget to cover coding adjustments for services for previous fiscal year	946.00
9740	10/19/22	01/11/23	22-23	6267	6200	CM Construction	Reduce budget to fund Program and Project Management Services	(946.00)
9740	10/20/22	01/11/23	22-23	6261	6200	Inspection	Increase budget to reflect inspection services for September 2022; transferred from Vaca Peña.	3,456.66
9740	10/21/22	01/11/23	22-23	6243.033	6200	General Contractor - Casework and Lockers	Increase budget to reflect upcoming contract for purchase and installation of casework	55,704.00
9740	11/04/22	01/11/23	22-23	6243.023	6200	General Contractor - Shade Structure 1	Increase budget to reflect contract for shade structure	176,279.80
9740	11/04/22	01/11/23	22-23	6243.004	6200	General Contractor	Reduce budget to reflect removal of shade structure contract from General Contractor; transferred to General Contractor - Shade Structure 1	(157,810.44)
9740	11/18/22	01/11/23	22-23	6261	6200	Inspection	Increase budget to reflect inspection services for October 2022; transferred from Vaca Peña.	9,570.00
9740	12/14/22	01/11/23	22-23	6210	6200	Architect and Engineering	Increase budget to reflect amendment for additional services; transferred from Padan ES Improvements	23,304.50
9740	12/20/22	01/11/23	22-23	6261	6200	Inspection	Increase budget to reflect inspection services to date; transferred from Padan ES Improvements	4,510.00

**Vacaville Unified School District - Measure A
Funding Modification Detail Log**

As of: 12/21/22

Alamo ES Improvements Project

Total Funding Modifications: \$0.00 \$0.00 \$115,014.52 \$0.00 \$0.00 \$0.00 \$0.00 \$0.00 \$0.00 \$115,014.52

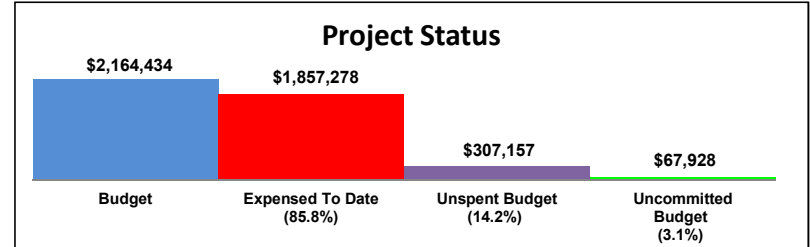
Funding Modifications												
Project ID	Reason for Change	Transaction Date	Publishing Date	State Funding		Local Funding					Grants and Other Revenue	Total Net Modification
				State Match	Prop 39	Measure A Funding	Cost of Issuance	Measure A Interest	Developer Fees & Temporary Funding	Measure V Bond Funds		
9740	Increase Measure A Funding. Transferred from Vaca Pena MS Improvements project budget to reflect inspection services for September 2022	10/20/22	01/11/23			3,456.66						3,456.66
9740	Increase Measure A Funding. Transferred from Padan ES Improvements project to cover upcoming contract for casework	10/21/22	01/11/23			55,704.00						55,704.00
9740	Increase Measure A Funding. Transferred from Padan ES Improvements to help cover portion of shade structure contract	11/04/22	01/11/23			18,469.36						18,469.36
9740	Increase Measure A Funding. Transferred from Vaca Pena MS Improvements project budget to reflect inspection services for October 2022	11/18/22	01/11/23			9,570.00						9,570.00
9740	Increase Measure A Funding. Transferred from Padan ES Improvements project for additional architect and engineering services	12/14/22	01/11/23			23,304.50						23,304.50
9740	Increase Measure A Funding. Transferred from Padan ES Improvements project for inspection services to date	12/20/22	01/11/23			4,510.00						4,510.00

Vacaville Unified School District - Measure A
 Browns Valley ES Improvements Project

Budget Detail Report

Project ID: 9744

Funding			
Funding Source	Funding	Funding Changes	Current Funding
22 - Measure A Bond Funds	2,061,000	44,735	2,105,735
01 - Grants and Other Revenue	55,700	2,999	58,699
25 - Developer Fees	-	-	-
Total Funding	2,116,700	47,734	2,164,434



Account Description	CPM Account Code	District Object Code	Budgets through 12/21/22				Committed through 12/21/22			Expenditures through 12/21/22				
			Initial Budget	Prior Periods Changes	Current Period Changes	Revised Budget	Initial Commitment	Approved Changes	Revised Committed	Expensed To Date	Unspent Committed	Unspent Budget	Uncommitted Budget	
A - Site Costs														
Site Surveys	6120.005	6120	6,200	5,000	-	11,200	12,700	(1,500)	11,200	11,200	-	-	-	-
CEQA	6190.001	6119	6,000	(6,000)	-	-	-	-	-	-	-	-	-	-
Site Costs			12,200	(1,000)	-	11,200	12,700	(1,500)	11,200	11,200	-	-	-	-
B - District and Agency Costs														
DSA Plan Check Fees	6201	6200	18,200	(1,043)	-	17,157	17,157	-	17,157	17,157	-	-	-	-
Other Agency Fees	6209.099	6200	5,000	(5,000)	-	-	-	-	-	-	-	-	-	-
District and Agency Costs			23,200	(6,043)	-	17,157	17,157	-	17,157	17,157	-	-	-	-
C - Consultant Costs														
Program and Project Management Services	6208	6200	148,406	-	(91)	148,315	124,976	(26,220)	98,756	23,430	75,326	124,885	49,560	-
Architect and Engineering	6210	6200	172,500	-	-	172,500	172,500	-	172,500	156,000	16,500	16,500	-	-
HazMat Consultant - Design	6220	6200	10,000	9,994	-	19,994	20,435	(441)	19,994	19,994	-	-	-	-
HazMat Consultant - Monitoring	6221	6200	-	-	-	-	8,705	(8,705)	-	-	-	-	-	-
Consultant Costs			330,906	9,994	(91)	340,810	326,616	(35,366)	291,250	199,424	91,826	141,385	49,560	-
D - Documents and Bid Costs														
Printing and Distribution	6231	5803	3,000	(2,286)	-	714	3,000	(2,286)	714	714	-	-	-	-
Advertisements & Notices	6233	6200	1,000	(606)	-	394	394	-	394	394	-	-	-	-
Documents and Bid Costs			4,000	(2,892)	-	1,108	3,394	(2,286)	1,108	1,108	-	-	-	-
E - Construction Costs														
General Contractor	6243.004	6200	1,278,530	204,470	27,876	1,510,876	1,483,000	27,876	1,510,876	1,388,074	122,803	122,803	-	-
General Contractor - Oven Conversion	6243.028	6200	55,700	2,999	-	58,699	55,700	2,999	58,699	58,699	-	-	-	-
Miscellaneous Construction Costs	6259	6200	5,000	(5,000)	-	-	-	-	-	-	-	-	-	-
Construction Costs			1,339,230	202,469	27,876	1,569,575	1,538,700	30,875	1,569,575	1,446,773	122,803	122,803	-	-
F - Construction Support & Other Costs														
Inspection	6261	6200	14,900	1,273	-	16,173	16,173	-	16,173	13,475	2,698	2,698	-	-
Testing	6263	6200	13,400	15,935	-	29,335	29,335	-	29,335	12,760	16,575	16,575	-	-
CM Construction	6267	6200	79,264	(14,620)	91	64,735	58,864	5,780	64,644	59,317	5,327	5,418	91	-
Miscellaneous Construction Support Costs	6269	6200	5,000	(5,000)	-	-	-	-	-	-	-	-	-	-
Construction Support & Other Costs			112,564	(2,411)	91	110,243	104,372	5,780	110,153	85,552	24,601	24,691	91	-

Account Description	CPM Account Code	District Object Code	Budgets through 12/21/22				Committed through 12/21/22			Expenditures through 12/21/22			
			Initial Budget	Prior Periods Changes	Current Period Changes	Revised Budget	Initial Commitment	Approved Changes	Revised Committed	Expensed To Date	Unspent Committed	Unspent Budget	Uncommitted Budget
G - Furniture & Equipment Costs													
Equipment and Supplies	4300	4300		81	-	81	-	81	81	-	-	-	-
Browns Valley: Front Row Systems	4473.212	4415	-	77,677	-	77,677	80,309	(2,632)	77,677	77,677	-	-	-
F&E-Capitalized - Non-Tech (New)	6420	6400	-	18,305	-	18,305	18,305	-	18,305	18,305	-	-	-
Furniture & Equipment Costs			-	96,063	-	96,063	98,614	(2,551)	96,063	96,063	-	-	-
I - Contingencies													
Construction Contingency	6297	6297	133,900	(115,623)	-	18,277					18,277	18,277	
Project Contingency	6298	6298	26,800	(26,800)	-	-					-	-	
Owner Contingency	6299	6299	133,900	(133,900)	-	-					-	-	
Contingencies			294,600	(276,323)	-	18,277	-	-	-	-	-	18,277	18,277
Grand Total			2,116,700	19,858	27,876	2,164,434	2,101,553	(5,046)	2,096,507	1,857,278	239,229	307,157	67,928

		% of Hard Costs	% of Total Project
Hard Construction Costs:	\$1,569,575	100.00%	72.52%
Soft Costs:	\$480,518	30.61%	22.20%
F&E:	\$96,063	6.12%	4.44%
Contingencies:	\$18,277	1.16%	0.84%
	<u>2,164,434</u>		

**Vacaville Unified School District - Measure A
Budget Modification Detail Log**

Browns Valley ES Improvements Project

Current Period Budget Modifications: **\$27,876.46**

Prior Period Budget Modifications: \$19,858.00

Total Budget Modifications: \$47,734.46

Budget Modifications through 12/21/22								
Project ID	Transaction Date	Publishing Date	Fiscal Year	CPM Object Code	District Object Code	Account Description	Reason for Modification	Amount
9744	10/19/22	01/11/23	22-23	6208	6200	Program and Project Management Services	Reduce budget to cover coding adjustments for services for previous fiscal year	(90.58)
9744	10/19/22	01/11/23	22-23	6267	6200	CM Construction	Increase budget to fund Program and Project Management Services	90.58
9744	10/26/22	01/11/23	22-23	6243.004	6200	General Contractor	Increase budget to reflect Change Order #3; funds transferred from the Improvements Projects for Callison and Cooper	27,876.46

**Vacaville Unified School District - Measure A
Funding Modification Detail Log**

As of: 12/21/22

Browns Valley ES Improvements Project

Total Funding Modifications: \$0.00 \$27,876.46 \$0.00 \$0.00 \$0.00 \$0.00 \$0.00 \$27,876.46

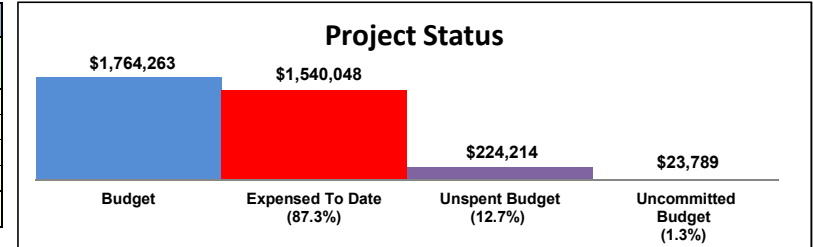
Funding Modifications											
Project ID	Reason for Change	Transaction Date	Publishing Date	State Funding	Local Funding					Grants and Other Revenue	Total Net Modification
				Prop 39	Measure A Funding	Cost of Issuance	Measure A Interest	Developer Fees & Temporary Funding	Measure V Bond Funds		
9744	Increase Measure A Funding. Transferred from the Improvements projects for Callison and Cooper to reflect change order 3 with general contractor for additional work	10/26/22	01/11/23		27,876.46						27,876.46

Vacaville Unified School District - Measure A
Callison ES Improvements Project

Budget Detail Report

Project ID: 9745

Funding			
Funding Source	Funding	Funding Changes	Current Funding
22 - Measure A Bond Funds	1,462,400	243,164	1,705,564
01 - Grants and Other Revenue	55,700	2,999	58,699
25 - Developer Fees	-	-	-
Total Funding	1,518,100	246,163	1,764,263



Account Description	CPM Account Code	District Object Code	Budgets through 12/21/22				Committed through 12/21/22			Expenditures through 12/21/22				
			Initial Budget	Prior Periods Changes	Current Period Changes	Revised Budget	Initial Commitment	Approved Changes	Revised Committed	Expensed To Date	Unspent Committed	Unspent Budget	Uncommitted Budget	
A - Site Costs														
Site Surveys	6120.005	6120	6,200	5,000	-	11,200	12,700	(1,500)	11,200	11,200	-	-	-	-
CEQA	6190.001	6119	6,000	(6,000)	-	-	-	-	-	-	-	-	-	-
Site Costs			12,200	(1,000)	-	11,200	12,700	(1,500)	11,200	11,200	-	-	-	-
B - District and Agency Costs														
DSA Plan Check Fees	6201	6200	13,300	(759)	-	12,541	12,541	-	12,541	12,541	-	-	-	-
Other Agency Fees	6209.099	6200	5,000	(5,000)	-	-	-	-	-	-	-	-	-	-
District and Agency Costs			18,300	(5,759)	-	12,541	12,541	-	12,541	12,541	-	-	-	-
C - Consultant Costs														
Program and Project Management Services	6208	6200	124,330	-	-	124,330	102,278	20,589	122,867	22,052	100,815	102,278	1,464	-
Architect and Engineering	6210	6200	122,500	-	-	122,500	122,500	-	122,500	107,250	15,250	15,250	-	-
HazMat Consultant - Design	6220	6200	10,000	10,253	-	20,253	22,475	(2,222)	20,253	20,253	-	-	-	-
HazMat Consultant - Monitoring	6221	6200	-	-	-	-	12,020	(12,020)	-	-	-	-	-	-
Consultant Costs			256,830	10,253	-	267,083	259,273	6,347	265,620	149,555	116,065	117,528	1,464	-
D - Documents and Bid Costs														
Printing and Distribution	6231	5803	3,000	(2,387)	-	613	3,000	(2,387)	613	613	-	-	-	-
Advertisements & Notices	6233	6200	1,000	(606)	-	394	394	-	394	394	-	-	-	-
Documents and Bid Costs			4,000	(2,994)	-	1,006	3,394	(2,387)	1,006	1,006	-	-	-	-
E - Construction Costs														
General Contractor	6243.004	6200	858,599	371,395	(24,497)	1,205,497	1,567,000	(361,503)	1,205,497	1,149,045	56,452	56,452	-	-
General Contractor - Oven Conversion	6243.028	6200	55,700	2,999	-	58,699	55,700	2,999	58,699	58,699	-	-	-	-
Miscellaneous Construction Costs	6259	6200	5,000	1,000	-	6,000	6,000	-	6,000	6,000	-	-	-	-
Construction Costs			919,299	375,394	(24,497)	1,270,196	1,628,700	(358,504)	1,270,196	1,213,744	56,452	56,452	-	-
F - Construction Support & Other Costs														
Inspection	6261	6200	14,900	1,273	-	16,173	16,173	-	16,173	14,245	1,928	1,928	-	-
Testing	6263	6200	9,200	21,315	-	30,515	30,515	-	30,515	4,535	25,980	25,980	-	-
CM Construction	6267	6200	66,171	-	-	66,171	49,371	7,928	57,299	57,299	-	8,872	8,872	-
Miscellaneous Construction Support Costs	6269	6200	5,000	(5,000)	-	-	-	-	-	-	-	-	-	-
Construction Support & Other Costs			95,271	17,588	-	112,859	96,059	7,928	103,987	76,079	27,908	36,780	8,872	-

Account Description	CPM Account Code	District Object Code	Budgets through 12/21/22				Committed through 12/21/22			Expenditures through 12/21/22			
			Initial Budget	Prior Periods Changes	Current Period Changes	Revised Budget	Initial Commitment	Approved Changes	Revised Committed	Expensed To Date	Unspent Committed	Unspent Budget	Uncommitted Budget
G - Furniture & Equipment Costs													
F&E-Non Capitalized - Non-Tech	4400	4400	10,000	1,840	-	11,840	11,840	-	11,840	11,840	-	-	-
Callison: Front Row Systems	4473.211	4415	-	64,084	-	64,084	66,255	(2,171)	64,084	64,084	-	-	-
Furniture & Equipment Costs			10,000	65,923	-	75,923	78,094	(2,171)	75,923	75,923	-	-	-
I - Contingencies													
Construction Contingency	6297	6297	91,900	(78,446)	-	13,454						13,454	13,454
Project Contingency	6298	6298	18,400	(18,400)	-	-						-	-
Owner Contingency	6299	6299	91,900	(91,900)	-	-						-	-
Contingencies			202,200	(188,746)	-	13,454	-	-	-	-	-	13,454	13,454
Grand Total			1,518,100	270,660	(24,497)	1,764,263	2,090,761	(350,288)	1,740,473	1,540,048	200,425	224,214	23,789

		% of Hard Costs	% of Total Project
Hard Construction Costs:	\$1,270,196	100.00%	72.00%
Soft Costs:	\$404,690	31.86%	22.94%
F&E:	\$75,923	5.98%	4.30%
Contingencies:	\$13,454	1.06%	0.76%
	<u>1,764,263</u>		

**Vacaville Unified School District - Measure A
Budget Modification Detail Log**

Callison ES Improvements Project

Current Period Budget Modifications: **(\$24,497.14)**

Prior Period Budget Modifications: \$270,659.77

Total Budget Modifications: \$246,162.63

Budget Modifications through 12/21/22								
Project ID	Transaction Date	Publishing Date	Fiscal Year	CPM Object Code	District Object Code	Account Description	Reason for Modification	Amount
9745	10/26/22	01/11/23	22-23	6243.004	6200	General Contractor	Reduce budget to reflect Change Order # 3 and transfer to Browns Valley ES Improvements Project	(24,497.14)

**Vacaville Unified School District - Measure A
Funding Modification Detail Log**

As of: 12/21/22

Callison ES Improvements Project

Total Funding Modifications: \$0.00 (\$24,497.14) \$0.00 \$0.00 \$0.00 \$0.00 \$0.00 (\$24,497.14)

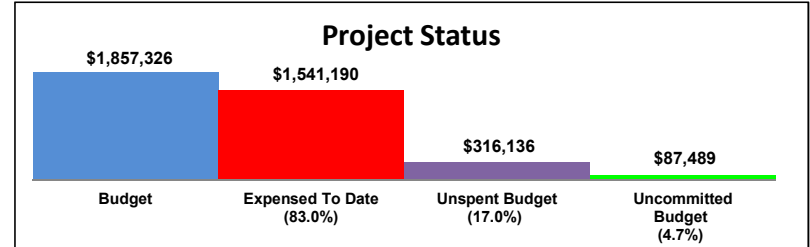
Funding Modifications											
Project ID	Reason for Change	Transaction Date	Publishing Date	State Funding	Local Funding					Grants and Other Revenue	Total Net Modification
				Prop 39	Measure A Funding	Cost of Issuance	Measure A Interest	Developer Fees & Temporary Funding	Measure V Bond Funds		
9745	Decrease Measure A Funding. Transferred to Browns Valley ES Improvements to reflect change order 3 with general contractor	10/26/22	01/11/23		(24,497.14)						(24,497.14)

Vacaville Unified School District - Measure A
Cooper ES Improvements Project

Budget Detail Report

Project ID: 9746

Funding			
Funding Source	Funding	Funding Changes	Current Funding
22 - Measure A Bond Funds	1,730,100	68,527	1,798,627
01 - Grants and Other Revenue	55,700	2,999	58,699
25 - Developer Fees	-	-	-
Total Funding	1,785,800	71,526	1,857,326



Account Description	CPM Account Code	District Object Code	Budgets through 12/21/22				Committed through 12/21/22			Expenditures through 12/21/22				
			Initial Budget	Prior Periods Changes	Current Period Changes	Revised Budget	Initial Commitment	Approved Changes	Revised Committed	Expensed To Date	Unspent Committed	Unspent Budget	Uncommitted Budget	
A - Site Costs														
Site Surveys	6120.005	6120	6,500	5,000	-	11,500	13,000	(1,500)	11,500	11,500	-	-	-	-
CEQA	6190.001	6119	6,000	(6,000)	-	-	-	-	-	-	-	-	-	-
Site Costs			12,500	(1,000)	-	11,500	13,000	(1,500)	11,500	11,500	-	-	-	-
B - District and Agency Costs														
DSA Plan Check Fees	6201	6200	15,500	(883)	-	14,617	14,617	-	14,617	14,617	-	-	-	-
Other Agency Fees	6209.099	6200	5,000	(5,000)	-	-	-	-	-	-	-	-	-	-
District and Agency Costs			20,500	(5,883)	-	14,617	14,617	-	14,617	14,617	-	-	-	-
C - Consultant Costs														
Program and Project Management Services	6208	6200	153,202	-	-	153,202	130,955	(40,891)	90,063	22,248	67,816	130,955	63,139	-
Architect and Engineering	6210	6200	147,500	-	-	147,500	147,500	-	147,500	131,625	15,875	15,875	-	-
HazMat Consultant - Design	6220	6200	10,000	4,700	-	14,700	19,005	(4,305)	14,700	14,700	-	-	-	-
HazMat Consultant - Monitoring	6221	6200	-	3,340	-	3,340	8,705	(5,365)	3,340	3,340	-	-	-	-
Consultant Costs			310,702	8,040	-	318,742	306,165	(50,561)	255,603	171,913	83,691	146,830	63,139	-
D - Documents and Bid Costs														
Printing and Distribution	6231	5803	3,000	(2,358)	-	642	3,000	(2,358)	642	642	-	-	-	-
Advertisements & Notices	6233	6200	1,000	(606)	-	394	394	-	394	394	-	-	-	-
Documents and Bid Costs			4,000	(2,964)	-	1,036	3,394	(2,358)	1,036	1,036	-	-	-	-
E - Construction Costs														
General Contractor	6243.004	6200	1,021,873	171,327	(3,379)	1,189,821	1,297,000	(107,179)	1,189,821	1,103,233	86,588	86,588	-	-
General Contractor - Oven Conversion	6243.028	6200	55,700	2,999	-	58,699	55,700	2,999	58,699	58,699	-	-	-	-
Miscellaneous Construction Costs	6259	6200	5,000	3,900	-	8,900	8,900	-	8,900	8,900	-	-	-	-
Construction Costs			1,082,573	178,226	(3,379)	1,257,420	1,361,600	(104,180)	1,257,420	1,170,832	86,588	86,588	-	-
F - Construction Support & Other Costs														
Inspection	6261	6200	14,900	1,273	-	16,173	16,173	-	16,173	13,420	2,753	2,753	-	-
Testing	6263	6200	10,800	19,715	-	30,515	30,515	-	30,515	4,395	26,120	26,120	-	-
CM Construction	6267	6200	74,685	-	-	74,685	54,085	6,086	60,171	58,553	1,618	16,132	14,514	-
Miscellaneous Construction Support Costs	6269	6200	5,000	(5,000)	-	-	-	-	-	-	-	-	-	-
Construction Support & Other Costs			105,385	15,988	-	121,373	100,773	6,086	106,859	76,368	30,491	45,005	14,514	-

Account Description	CPM Account Code	District Object Code	Budgets through 12/21/22				Committed through 12/21/22			Expenditures through 12/21/22			
			Initial Budget	Prior Periods Changes	Current Period Changes	Revised Budget	Initial Commitment	Approved Changes	Revised Committed	Expensed To Date	Unspent Committed	Unspent Budget	Uncommitted Budget
G - Furniture & Equipment Costs													
F&E-Non Capitalized - Non-Tech	4400	4400	11,840	-	-	11,840	11,840	-	11,840	11,840	-	-	-
Cooper: Front Row Systems	4473.213	4415		75,735	-	75,735	78,301	(2,566)	75,735	75,735	-	-	-
F&E-Capitalized - Non-Tech (New)	6420	6400		35,228	-	35,228	35,228	-	35,228	7,350	27,878	27,878	-
Furniture & Equipment Costs			11,840	110,963	-	122,803	125,369	(2,566)	122,803	94,925	27,878	27,878	-
I - Contingencies													
Construction Contingency	6297	6297	108,300	(98,464)	-	9,836						9,836	9,836
Project Contingency	6298	6298	21,700	(21,700)	-	-						-	-
Owner Contingency	6299	6299	108,300	(108,300)	-	-						-	-
Contingencies			238,300	(228,465)	-	9,836	-	-	-	-	-	9,836	9,836
Grand Total			1,785,800	74,905	(3,379)	1,857,326	1,924,917	(155,079)	1,769,837	1,541,190	228,648	316,136	87,489

		% of Hard Costs	% of Total Project
Hard Construction Costs:	1,257,420	100.00%	67.70%
Soft Costs:	467,268	37.16%	25.16%
F&E:	122,803	9.77%	6.61%
Contingencies:	9,836	0.78%	0.53%
	<u>1,857,326</u>		

**Vacaville Unified School District - Measure A
Budget Modification Detail Log**

Cooper ES Improvements Project

Current Period Budget Modifications: **(\$3,379.32)**
 Prior Period Budget Modifications: \$74,905.48
 Total Budget Modifications: **\$71,526.16**

Budget Modifications through 12/21/22								
Project ID	Transaction Date	Publishing Date	Fiscal Year	CPM Object Code	District Object Code	Account Description	Reason for Modification	Amount
9746	10/26/22	01/11/23	22-23	6243.004	6200	General Contractor	Reduce budget to reflect Change Order # 3 and transfer to Browns Valley ES Improvements Project	(3,379.32)

**Vacaville Unified School District - Measure A
Funding Modification Detail Log**

As of: 12/21/22

Cooper ES Improvements Project

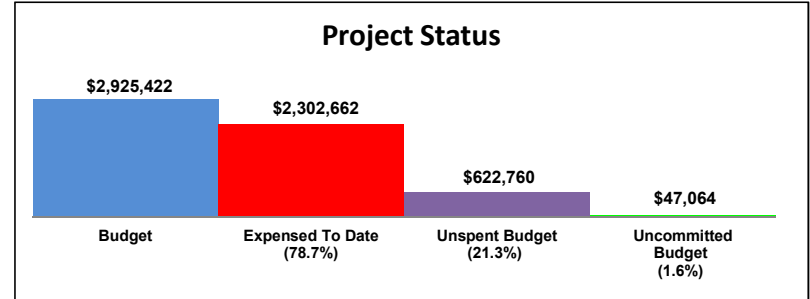
Total Funding Modifications: \$0.00 (\$3,379.32) \$0.00 \$0.00 \$0.00 \$0.00 \$0.00 (\$3,379.32)

Funding Modifications											
Project ID	Reason for Change	Transaction Date	Publishing Date	State Funding	Local Funding					Grants and Other Revenue	Total Net Modification
				Prop 39	Measure A Funding	Cost of Issuance	Measure A Interest	Developer Fees & Temporary Funding	Measure V Bond Funds		
9746	Decrease Measure A Funding. Transferred to Browns Valley ES Improvements to reflect change order 3 with general contractor	10/26/22	01/11/23		(3,379.32)						(3,379.32)

Vacaville Unified School District - Measure A
Padan ES Improvements Project

Budget Detail Report
 Project ID: 9747

Funding			
Funding Source	Funding	Funding Changes	Current Funding
22 - Measure A Bond Funds	3,000,000	(74,578)	2,925,422
01 - Grants and Other Revenue	-	-	-
21 - Measure V Bond Funds	-	-	-
25 - Developer Fees	-	-	-
TF - Developer Fees as Temporary Funding	-	-	-
Total Funding	3,000,000	(74,578)	2,925,422



Account Description	CPM Account Code	District Object Code	Budgets through 12/21/22				Committed through 12/21/22			Expenditures through 12/21/22			
			Initial Budget	Prior Periods Changes	Current Period Changes	Revised Budget	Initial Commitment	Approved Changes	Revised Committed	Expensed To Date	Unspent Committed	Unspent Budget	Uncommitted Budget
A - Site Costs													
Site Surveys	6120.005	6120	11,740	(1,500)	-	10,240	11,740	(1,500)	10,240	10,240	-	-	-
CEQA	6190.001	6119	6,000	746	-	6,746	8,490	(1,744)	6,746	6,746	-	-	-
Preliminary Tests	6190.002	6150	-	2,781	-	2,781	2,781	-	2,781	2,781	-	-	-
Site Costs			17,740	2,027	-	19,767	23,011	(3,244)	19,767	19,767	-	-	-
B - District and Agency Costs													
DSA Plan Check Fees	6201	6200	26,100	-	-	26,100	22,320	-	22,320	22,320	-	3,780	3,780
Fees - Other County/City/Utility Fees	6207.099	6200	-	325	-	325	275	50	325	325	-	-	-
District and Agency Costs			26,100	325	-	26,425	22,595	50	22,645	22,645	-	3,780	3,780
C - Consultant Costs													
Program and Project Management Services	6208	6200	178,730	-	(1,555)	177,175	160,023	5,138	165,161	45,390	119,772	131,786	12,014
Architect and Engineering	6210	6200	240,537	9,500	7,719	257,756	240,537	17,219	257,756	223,809	33,947	33,947	-
HazMat Consultant - Design	6220	6200	20,000	1,321	-	21,321	28,130	(6,809)	21,321	21,321	-	-	-
HazMat Consultant - Monitoring	6221	6200	-	21,805	-	21,805	21,805	(18,143)	3,662	3,662	-	18,143	18,143
Specialty Consultant - Other	6214.099	6200	5,000	(5,000)	-	-	-	-	-	-	-	-	-
Consultant Costs			444,267	27,626	6,164	478,057	450,495	(2,595)	447,900	294,182	153,718	183,876	30,157
D - Documents and Bid Costs													
Printing and Distribution	6231	5803	4,000	-	-	4,000	4,000	-	4,000	1,899	2,101	2,101	-
Advertisements & Notices	6233	6200	3,000	(2,656)	-	344	344	-	344	344	-	-	-
Documents and Bid Costs			7,000	(2,656)	-	4,344	4,344	-	4,344	2,243	2,101	2,101	-
E - Construction Costs													
General Contractor	6243.004	6200	1,825,800	144,200	(89,312)	1,880,688	1,970,000	(89,312)	1,880,688	1,598,503	282,184	282,184	-
General Contractor - Shade Structure 1	6243.023	6200	-	-	126,122	126,122	126,122	-	126,122	-	126,122	126,122	-
General Contractor - Restroom	6243.026	6200	-	60,000	-	60,000	60,000	-	60,000	60,000	-	-	-
Miscellaneous Construction Costs	6259	6200	10,000	6,396	-	16,396	16,696	(300)	16,396	16,396	-	-	-
Construction Costs			1,835,800	210,596	36,810	2,083,206	2,172,818	(89,612)	2,083,206	1,674,900	408,306	408,306	-

Account Description	CPM Account Code	District Object Code	Budgets through 12/21/22				Committed through 12/21/22			Expenditures through 12/21/22			
			Initial Budget	Prior Periods Changes	Current Period Changes	Revised Budget	Initial Commitment	Approved Changes	Revised Committed	Expensed To Date	Unspent Committed	Unspent Budget	Uncommitted Budget
F - Construction Support & Other Costs													
Inspection	6261	6200	43,680	(13,587)	(4,510)	25,583	30,093	(4,510)	25,583	19,030	6,553	6,553	-
Testing	6263	6200	30,900	(9,755)	-	21,145	22,145	(1,000)	21,145	16,413	4,733	4,733	-
CM Construction	6267	6200	128,790	(112)	1,555	130,232	99,890	30,342	130,232	130,232	-	-	-
Construction Support & Other Costs			203,370	(23,454)	(2,955)	176,961	152,128	24,832	176,961	165,675	11,286	11,286	-
G - Furniture & Equipment Costs													
Equipment and Supplies	4300	4300		472	-	472	410	62	472	472	-	-	-
Padan: Front Row Systems	4473.206	4415	-	77,677	-	77,677	80,309	(2,632)	77,677	77,677	-	-	-
Rentals, Leases and Repairs	5600	5600	-	-	4,216	4,216	4,216	-	4,216	3,931	285	285	-
F&E-Capitalized - Non-Tech (New)	6420	6400	-	14,270	-	14,270	14,270	-	14,270	14,270	-	-	-
Furniture & Equipment Costs			-	92,420	4,216	96,636	99,205	(2,569)	96,636	96,351	285	285	-
H- Miscellaneous Project Costs													
Moving and Storage	6274	6200	12,523	17,431	(285)	29,669	29,954	(3,054)	26,900	26,900	-	2,769	2,769
Miscellaneous Project Costs			12,523	17,431	(285)	29,669	29,954	(3,054)	26,900	26,900	-	2,769	2,769
I - Contingencies													
Construction Contingency	6297	6297	206,000	(168,903)	(36,810)	287						287	287
Project Contingency	6298	6298	41,200	(36,792)	(3,931)	477						477	477
Owner Contingency	6299	6299	206,000	(91,209)	(105,197)	9,594						9,594	9,594
Contingencies			453,200	(296,905)	(145,938)	10,358	-	-	-	-	-	10,358	10,358
Grand Total			3,000,000	27,410	(101,988)	2,925,422	2,954,550	(76,192)	2,878,358	2,302,662	575,696	622,760	47,064

		% of Hard Costs	% of Total Project
Hard Construction Costs:	\$2,083,206	100.00%	71.21%
Soft Costs:	\$735,223	35.29%	25.13%
F&E:	\$96,636	4.64%	3.30%
Contingencies:	\$10,358	0.50%	0.35%
	<u>2,925,422</u>		

**Vacaville Unified School District - Measure A
Budget Modification Detail Log**

Padan ES Improvements Project

Current Period Budget Modifications: **(\$101,987.86)**

Prior Period Budget Modifications: **\$27,410.02**

Total Budget Modifications: (\$74,577.84)

Budget Modifications through 12/21/22								
Project ID	Transaction Date	Publishing Date	Fiscal Year	CPM Object Code	District Object Code	Account Description	Reason for Modification	Amount
9747	10/19/22	01/11/23	22-23	6208	6200	Program and Project Management Services	Increase budget to cover coding adjustments for services for previous fiscal year	1,904.50
9747	10/19/22	01/11/23	22-23	6267	6200	CM Construction	Reduce budget to fund Program and Project Management Services	(1,904.50)
9747	10/21/22	01/11/23	22-23	6299	6299	Owner Contingency	Reduce budget. Transfer to Alamo ES Improvements for purchase and installation of casework	(55,704.00)
9747	11/04/22	01/11/23	22-23	6243.023	6200	General Contractor - Shade Structure 1	Increase budget to reflect contract for shade structure	126,122.00
9747	11/04/22	01/11/23	22-23	6243.004	6200	General Contractor	Reduce budget to reflect removal of shade structure contract from General Contractor; transferred to General Contractor - Shade Structure 1	(89,312.37)
9747	11/04/22	01/11/23	22-23	6297	6297	Construction Contingency	Reduce budget to fund General Contractor - Shade Structure 1	(36,809.63)
9747	11/04/22	01/11/23	22-23	6299	6299	Owner Contingency	Reduce budget. Transfer to Alamo ES Improvements project to fund General Contractor - Shade Structure 1	(18,469.36)
9747	11/09/22	01/11/23	22-23	5600	5600	Rentals, Leases and Repairs	Increase budget to reflect rental of HVAC equipment through August 2022	3,931.17
9747	11/09/22	01/11/23	22-23	6298	6298	Project Contingency	Reduce budget to fund Rentals, Leases and Repairs	(3,931.17)
9747	12/14/22	01/11/23	22-23	6267	6200	CM Construction	Increase budget to reflect adjusted split of contract between project management and construction management services	3,459.15
9747	12/14/22	01/11/23	22-23	6208	6200	Program and Project Management Services	Reduce budget to fund CM Construction	(3,459.15)
9747	12/14/22	01/11/23	22-23	5600	5600	Rentals, Leases and Repairs	Increase budget to reflect one month rental of temporary restroom	285.00
9747	12/14/22	01/11/23	22-23	6274	6200	Moving and Storage	Reduce budget to fund Rentals, Leases and Repairs	(285.00)
9747	12/14/22	01/11/23	22-23	6299	6299	Owner Contingency	Reduce budget. Transfer to Alamo ES Improvements to cover amendment for additional architect and engineering services	(23,304.50)
9747	12/19/22	01/11/23	22-23	6210	6200	Architect and Engineering	Increase budget to reflect amendment for additional services	7,719.00
9747	12/19/22	01/11/23	22-23	6299	6299	Owner Contingency	Reduce budget to fund Architect and Engineering	(7,719.00)
9747	12/20/22	01/11/23	22-23	6261	6200	Inspection	Reduce budget. Transfer to Alamo ES Improvements to reflect inspection services to date	(4,510.00)

**Vacaville Unified School District - Measure A
Funding Modification Detail Log**

As of: 12/21/22

Padan ES Improvements Project

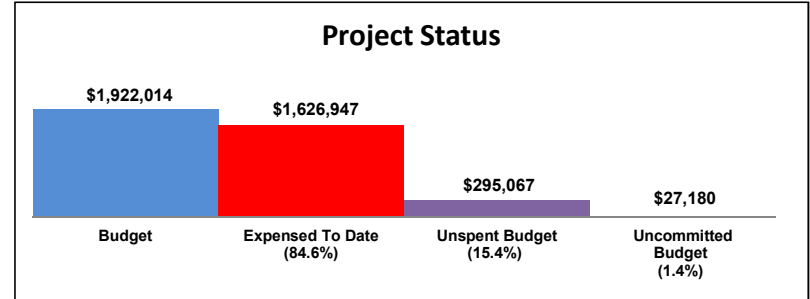
Total Funding Modifications: \$0.00 \$0.00 (\$101,987.86) \$0.00 \$0.00 \$0.00 \$0.00 \$0.00 (\$101,987.86)

Funding Modifications												
Project ID	Reason for Change	Transaction Date	Publishing Date	State Funding		Local Funding					Grants and Other Revenue	Total Net Modification
				State Match	Prop 39	Measure A Funding	Cost of Issuance	Measure A Interest	Developer Fees & Temporary Funding	Measure V Bond Funds		
9747	Decrease Measure A Funding. Transferred to Alamo ES Improvements project budget to cover upcoming contract for casework	10/21/22	01/11/23			(55,704.00)						(55,704.00)
9747	Decrease Measure A Funding. Transferred to Alamo ES Improvements Project to help cover portion of shade structure contract	11/04/22	01/11/23			(18,469.36)						(18,469.36)
9747	Decrease Measure A Funding. Transfer to Alamo ES Improvements project to reflect amendment for additional architect and engineering services	12/14/22	01/11/23			(23,304.50)						(23,304.50)
9747	Decrease Measure A Funding. Transfer to Alamo ES Improvements project to reflect inspection services to date	12/20/22	01/11/23			(4,510.00)						(4,510.00)

Vacaville Unified School District - Measure A
 Vaca Peña MS Improvements Project

Budget Detail Report
 Project ID: 9741

Funding			
Funding Source	Funding	Funding Changes	Current Funding
22 - Measure A Bond Funds	1,500,000	422,014	1,922,014
01 - Grants and Other Revenue	-	-	-
21 - Measure V Bond Funds	-	-	-
25 - Developer Fees	-	-	-
TF - Developer Fees as Temporary Funding	-	-	-
Total Funding	1,500,000	422,014	1,922,014



Account Description	CPM Account Code	District Object Code	Budgets through 12/21/22				Committed through 12/21/22			Expenditures through 12/21/22			
			Initial Budget	Prior Periods Changes	Current Period Changes	Revised Budget	Initial Commitment	Approved Changes	Revised Committed	Expensed To Date	Unspent Committed	Unspent Budget	Uncommitted Budget
A - Site Costs													
Site Surveys	6120.005	6120	11,740	(7,800)	-	3,940	4,940	(1,000)	3,940	3,940	-	-	-
CEQA	6190.001	6119	6,000	(425)	-	5,575	7,090	(1,515)	5,575	5,575	-	-	-
Other Costs - Site	6190.099	6150	10,000	(10,000)	-	-	-	-	-	-	-	-	-
Site Costs			27,740	(18,225)	-	9,515	12,030	(2,515)	9,515	9,515	-	-	-
B - District and Agency Costs													
DSA Plan Check Fees	6201	6200	15,800	-	-	15,800	14,515	-	14,515	14,515	-	1,285	1,285
Fees - Other County/City/Utility Fees	6207.099	6200	-	325	-	325	275	50	325	325	-	-	-
District and Agency Costs			15,800	325	-	16,125	14,790	50	14,840	14,840	-	1,285	1,285
C - Consultant Costs													
Program and Project Management Services	6208	6200	77,668	-	1,549	79,217	55,856	23,361	79,217	48,352	30,865	30,865	-
Architect and Engineering	6210	6200	148,777	-	8,312	157,089	148,777	8,312	157,089	138,583	18,506	18,506	-
HazMat Consultant - Design	6220	6200	10,000	8,930	-	18,930	22,755	(3,825)	18,930	18,930	-	-	-
HazMat Consultant - Monitoring	6221	6200	-	-	-	-	8,705	(8,705)	-	-	-	-	-
Specialty Consultant - Other	6214.099	6200	10,000	(10,000)	-	-	-	-	-	-	-	-	-
Consultant Costs			246,445	(1,070)	9,860	255,235	236,093	19,143	255,235	205,865	49,371	49,371	-
D - Documents and Bid Costs													
Printing and Distribution	6231	5803	4,000	-	-	4,000	4,000	-	4,000	3,473	527	527	-
Advertisements & Notices	6233	6200	3,000	(2,656)	-	344	344	-	344	344	-	-	-
Documents and Bid Costs			7,000	(2,656)	-	4,344	4,344	-	4,344	3,817	527	527	-
E - Construction Costs													
General Contractor	6243.004	6200	795,400	552,600	-	1,348,000	1,348,000	-	1,348,000	1,192,843	155,157	155,157	-
Trade Contractor - Electrical	6244.700	6200	5,000	-	-	5,000	5,000	-	5,000	5,000	-	-	-
Construction Costs			800,400	552,600	-	1,353,000	1,353,000	-	1,353,000	1,197,843	155,157	155,157	-
F - Construction Support & Other Costs													
Inspection	6261	6200	43,680	(13,587)	(13,027)	17,067	30,093	(13,027)	17,067	11,000	6,067	6,067	-
Testing	6263	6200	15,900	(5,055)	-	10,845	23,440	(12,595)	10,845	10,845	-	-	-
CM Construction	6267	6200	88,350	(50)	(1,549)	86,752	73,950	7,891	81,841	52,334	29,507	34,417	4,911
Construction Support & Other Costs			147,930	(18,692)	(14,575)	114,663	127,483	(17,731)	109,753	74,179	35,574	40,484	4,911

Account Description	CPM Account Code	District Object Code	Budgets through 12/21/22				Committed through 12/21/22			Expenditures through 12/21/22			
			Initial Budget	Prior Periods Changes	Current Period Changes	Revised Budget	Initial Commitment	Approved Changes	Revised Committed	Expensed To Date	Unspent Committed	Unspent Budget	Uncommitted Budget
G - Furniture & Equipment Costs													
Equipment and Supplies	4300	4300		-	1,593	1,593	1,593	-	1,593	-	1,593	1,593	-
Vaca Peña: Front Row Systems	4473.303	4415	-	85,445	-	85,445	88,339	(2,895)	85,445	85,445	-	-	-
F&E-Capitalized - Non-Tech (New)	6420	6400	21,485	4,181	-	25,666	25,666	-	25,666	-	25,666	25,666	-
Furniture & Equipment Costs			21,485	89,626	1,593	112,703	115,598	(2,895)	112,703	85,445	27,259	27,259	-
H- Miscellaneous Project Costs													
Moving and Storage	6274	6200		35,444	-	35,444	35,444	-	35,444	35,444	-	-	-
Miscellaneous Project Costs			-	35,444	-	35,444	35,444	-	35,444	35,444	-	-	-
I - Contingencies													
Construction Contingency	6297	6297	106,000	(75,111)	(9,904)	20,985						20,985	20,985
Project Contingency	6298	6298	21,200	(21,200)	-	-						-	-
Owner Contingency	6299	6299	106,000	(106,000)	-	-						-	-
Contingencies			233,200	(202,311)	(9,904)	20,985	-	-	-	-	-	20,985	20,985
Grand Total			1,500,000	435,041	(13,027)	1,922,014	1,898,782	(3,948)	1,894,834	1,626,947	267,886	295,067	27,180

		% of Hard Costs	% of Total Project
Hard Construction Costs:	\$1,353,000	100.00%	70.39%
Soft Costs:	\$435,326	32.17%	22.65%
F&E:	\$112,703	8.33%	5.86%
Contingencies:	\$20,985	1.55%	1.09%
	<u>1,922,014</u>		

**Vacaville Unified School District - Measure A
Budget Modification Detail Log**

Vaca Peña MS Improvements Project

Current Period Budget Modifications: **(\$13,026.66)**

Prior Period Budget Modifications: \$435,040.83

Total Budget Modifications: \$422,014.17

Budget Modifications through 12/21/22								
Project ID	Transaction Date	Publishing Date	Fiscal Year	CPM Object Code	District Object Code	Account Description	Reason for Modification	Amount
9741	10/19/22	01/11/23	22-23	6208	6200	Program and Project Management Services	Increase budget to cover coding adjustments for services for previous fiscal year	1,548.50
9741	10/19/22	01/11/23	22-23	6267	6200	CM Construction	Reduce budget to fund Program and Project Management Services	(1,548.50)
9741	10/20/22	01/11/23	22-23	6261	6200	Inspection	Reduce budget to reflect transfer of contract portion of contract to the Alamo ES Improvements project	(3,456.66)
9741	11/16/22	01/11/23	22-23	4300	4300	Equipment and Supplies	Increase budget to reflect the purchase of blinds (6) for the conference room and principal's office	1,592.68
9741	11/16/22	01/11/23	22-23	6297	6297	Construction Contingency	Reduce budget to fund Equipment and Supplies	(1,592.68)
9741	11/18/22	01/11/23	22-23	6261	6200	Inspection	Reduce budget to reflect transfer of contract portion of contract to the Alamo ES Improvements project	(9,570.00)
9741	12/19/22	01/11/23	22-23	6210	6200	Architect and Engineering	Increase budget to reflect amendment for additional services	8,311.75
9741	12/19/22	01/11/23	22-23	6297	6297	Construction Contingency	Reduce budget to fund Architect and Engineering	(8,311.75)

**Vacaville Unified School District - Measure A
Funding Modification Detail Log**

As of: 12/21/22

Vaca Peña MS Improvements Project

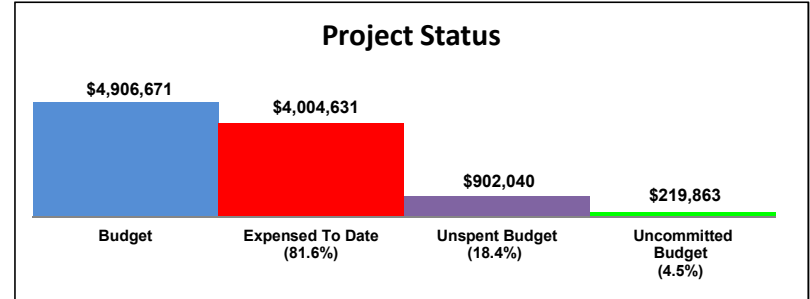
Total Funding Modifications: \$0.00 (\$13,026.66) \$0.00 \$0.00 \$0.00 \$0.00 \$0.00 \$0.00 (\$13,026.66)

Funding Modifications											
Project ID	Reason for Change	Transaction Date	Publishing Date	State Funding	Local Funding					Grants and Other Revenue	Total Net Modification
				Prop 39	Measure A Funding	Cost of Issuance	Measure A Interest	Developer Fees & Temporary Funding	Measure V Bond Funds		
9741	Decrease Measure A Funding. Transferred to Alamo ES Improvements project budget to reflect inspection services for September 2022	10/20/22	01/11/23		(3,456.66)						(3,456.66)
9741	Decrease Measure A Funding. Transferred to Alamo ES Improvements project budget to reflect inspection services for October 2022	11/18/22	01/11/23		(9,570.00)						(9,570.00)

Vacaville Unified School District - Measure A
 Vacaville HS - Improvements Project

Budget Detail Report
 Project ID: 9748

Funding			
Funding Source	Funding	Funding Changes	Current Funding
22 - Measure A Bond Funds	3,500,000	1,406,671	4,906,671
01 - Grants and Other Revenue	-	-	-
21 - Measure V Bond Funds	-	-	-
25 - Developer Fees	-	-	-
TF - Developer Fees as Temporary Funding	-	-	-
Total Funding	3,500,000	1,406,671	4,906,671



Account Description	CPM Account Code	District Object Code	Budgets through 12/21/22				Committed through 12/21/22			Expenditures through 12/21/22			
			Initial Budget	Prior Periods Changes	Current Period Changes	Revised Budget	Initial Commitment	Approved Changes	Revised Committed	Expensed To Date	Unspent Committed	Unspent Budget	Uncommitted Budget
A - Site Costs													
Soil Contamination Testing	6120.002	6120		27,500	-	27,500	28,500	(1,000)	27,500	27,500	-	-	-
Site Surveys	6120.005	6120		2,800	-	2,800	2,800	-	2,800	2,800	-	-	-
Site Costs			-	30,300	-	30,300	31,300	(1,000)	30,300	30,300	-	-	-
B - District and Agency Costs													
DSA Plan Check Fees	6201	6200	26,600	-	-	26,600	12,852	-	12,852	12,852	-	13,748	13,748
Other Agency Fees	6209.099	6200	10,000	(9,725)	-	275	275	-	275	275	-	-	-
District and Agency Costs			36,600	(9,725)	-	26,875	13,127	-	13,127	13,127	-	13,748	13,748
C - Consultant Costs													
Program and Project Management Services	6208	6200	204,030	-	5,050	209,080	35,100	173,980	209,080	203,521	5,559	5,559	-
Architect and Engineering	6210	6200	222,706	118,944	-	341,650	276,000	65,650	341,650	316,342	25,308	25,308	-
HazMat Consultant - Monitoring	6221	6200	-	53,760	-	53,760	53,760	-	53,760	8,583	45,178	45,178	-
Consultant Costs			426,736	172,704	5,050	604,490	364,860	239,630	604,490	528,446	76,044	76,044	-
D - Documents and Bid Costs													
Printing and Distribution	6231	5803	5,000	-	-	5,000	5,000	-	5,000	1,954	3,046	3,046	-
Advertisements & Notices	6233	6200	2,000	-	-	2,000	1,956	-	1,956	1,956	-	44	44
Documents and Bid Costs			7,000	-	-	7,000	6,956	-	6,956	3,910	3,046	3,090	44
E - Construction Costs													
General Contractor	6243.004	6200	1,946,422	910,843	-	2,857,265	2,430,000	307,072	2,737,072	2,297,651	439,422	559,614	120,192
General Contractor - HVAC	6243.020	6200	101,500	-	-	101,500	-	101,500	101,500	101,500	-	-	-
General Contractor - Stucco	6243.032	6200	-	40,000	-	40,000	-	-	-	-	-	40,000	40,000
Trade Contractor - Painting: Vacaville HS	6244.503	6200	-	386,052	-	386,052	400,000	(13,948)	386,052	386,052	-	-	-
Trade Contractor - Theater Lighting	6244.701	6200	-	6,936	-	6,936	6,936	-	6,936	6,936	-	-	-
Main Contractor - Intrusion	6245.009	6200	-	-	807	807	807	-	807	807	-	-	-
Miscellaneous Construction Costs	6259	6200	10,000	121,304	(6,074)	125,230	66,346	22,029	88,376	81,304	7,071	43,926	36,854
Construction Costs			2,057,922	1,465,135	(5,267)	3,517,790	2,904,090	416,654	3,320,743	2,874,250	446,493	643,540	197,047

Account Description	CPM Account Code	District Object Code	Budgets through 12/21/22				Committed through 12/21/22			Expenditures through 12/21/22			
			Initial Budget	Prior Periods Changes	Current Period Changes	Revised Budget	Initial Commitment	Approved Changes	Revised Committed	Expensed To Date	Unspent Committed	Unspent Budget	Uncommitted Budget
F - Construction Support & Other Costs													
Inspection	6261	6200	115,300	(46,250)	-	69,050	54,200	14,850	69,050	55,450	13,600	13,600	-
Testing	6263	6200		32,121	-	32,121	32,121	-	32,121	12,671	19,450	19,450	-
CM Construction	6267	6200	311,142	-	(5,050)	306,093	276,542	23,826	300,368	210,673	89,695	95,420	5,725
Miscellaneous Construction Support Costs	6269	6200	10,000	(2,000)	(5,498)	2,502	-	-	-	-	-	2,502	2,502
Construction Support & Other Costs			436,442	(16,129)	(10,548)	409,765	362,863	38,676	401,539	278,794	122,745	130,971	8,227
G - Furniture & Equipment Costs													
F&E-Non Capitalized - Non-Tech	4400	4400		21,485	6,074	27,559	27,559	-	27,559	-	27,559	27,559	-
F&E-Capitalized - Tech (New)	6410	6400	50,000	(50,000)	-	-	-	-	-	-	-	-	-
F&E-Capitalized - Non-Tech (New)	6420	6400	-	208,734	-	208,734	206,407	2,326	208,734	208,734	-	-	-
Furniture & Equipment Costs			50,000	180,219	6,074	236,293	233,967	2,326	236,293	208,734	27,559	27,559	-
H- Miscellaneous Project Costs													
Moving and Storage	6274	6200		68,670	4,691	73,361	64,451	8,910	73,361	67,070	6,291	6,291	-
Miscellaneous Project Costs			-	68,670	4,691	73,361	64,451	8,910	73,361	67,070	6,291	6,291	-
I - Contingencies													
Construction Contingency	6297	6297	195,600	(195,600)	-	-						-	-
Project Contingency	6298	6298	195,600	(195,600)	-	-						-	-
Owner Contingency	6299	6299	94,100	(93,303)	-	797						797	797
Contingencies			485,300	(484,503)	-	797	-	-	-	-	-	797	797
Grand Total			3,500,000	1,406,671	-	4,906,671	3,981,613	705,195	4,686,809	4,004,631	682,178	902,040	219,863

		% of Hard Costs	% of Total Project
Hard Construction Costs:	\$3,517,790	100.00%	71.69%
Soft Costs:	\$1,151,791	32.74%	23.47%
F&E:	\$236,293	6.72%	4.82%
Contingencies:	\$797	0.02%	0.02%
	4,906,671		

**Vacaville Unified School District - Measure A
Budget Modification Detail Log**

Vacaville HS - Improvements Project

Current Period Budget Modifications: **\$0.00**

Prior Period Budget Modifications: \$1,406,671.02

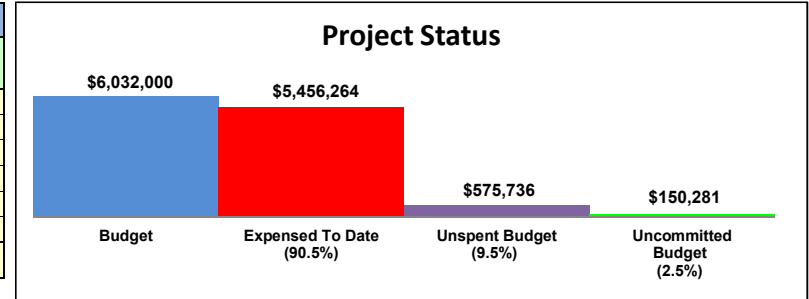
Total Budget Modifications: \$1,406,671.02

Budget Modifications through 12/21/22								
Project ID	Transaction Date	Publishing Date	Fiscal Year	CPM Object Code	District Object Code	Account Description	Reason for Modification	Amount
9748	10/19/22	01/11/23	22-23	6208	6200	Program and Project Management Services	Increase budget to cover coding adjustments for services for previous fiscal year	5,049.50
9748	10/19/22	01/11/23	22-23	6267	6200	CM Construction	Reduce budget to fund Program and Project Management Services	(5,049.50)
9748	10/25/22	01/11/23	22-23	6274	6200	Moving and Storage	Increase budget to reflect contract to move items to Room 53	4,691.00
9748	10/25/22	01/11/23	22-23	6269	6200	Miscellaneous Construction Support Costs	Reduce budget to fund Moving and Storage	(4,691.00)
9748	11/09/22	01/11/23	22-23	6245.009	6200	Main Contractor - Intrusion	Increase budget to reflect alarm system for band room	807.29
9748	11/09/22	01/11/23	22-23	6269	6200	Miscellaneous Construction Support Costs	Reduce budget to fund Main Contractor - Intrusion	(807.29)
9748	11/10/22	01/11/23	22-23	4400	4400	F&E-Non Capitalized - Non-Tech	Increase budget to reflect purchase of four fume hoods	6,074.44
9748	11/10/22	01/11/23	22-23	6259	6200	Miscellaneous Construction Costs	Reduce budget to fund F&E-Non Capitalized - Non-Tech	(6,074.44)

Vacaville Unified School District - Measure A
 Vacaville HS - New Gym Project

Budget Detail Report
 Project ID: 9733

Funding			
Funding Source	Funding	Funding Changes	Current Funding
22 - Measure A Bond Funds	5,000,000	1,032,000	6,032,000
01 - Grants and Other Revenue	-	-	-
21 - Measure V Bond Funds	-	-	-
25 - Developer Fees	-	-	-
TF - Developer Fees as Temporary Funding	-	-	-
Total Funding	5,000,000	1,032,000	6,032,000



Account Description	CPM Account Code	District Object Code	Budgets through 12/21/22				Committed through 12/21/22			Expenditures through 12/21/22			
			Initial Budget	Prior Periods Changes	Current Period Changes	Revised Budget	Initial Commitment	Approved Changes	Revised Committed	Expensed To Date	Unspent Committed	Unspent Budget	Uncommitted Budget
A - Site Costs													
Geotechnical / Geohazard Costs	6120.001	6119	12,500	500	-	13,000	16,100	(3,100)	13,000	13,000	-	-	-
Soil Contamination Testing	6120.002	6120	5,000	(760)	-	4,240	4,240	-	4,240	4,240	-	-	-
Underground Locating	6120.003	6120	3,000	-	-	3,000	-	3,000	3,000	3,000	-	-	-
Site Surveys	6120.005	6120	6,000	(3,400)	-	2,600	2,800	(200)	2,600	2,600	-	-	-
CEQA	6190.001	6119	6,000	(560)	-	5,440	5,882	(442)	5,440	5,440	-	-	-
Preliminary Tests	6190.002	6150	1,720	-	-	1,720	1,720	-	1,720	1,720	-	-	-
Site Costs			34,220	(4,220)	-	30,000	30,742	(742)	30,000	30,000	-	-	-
B - District and Agency Costs													
DSA Plan Check Fees	6201	6200	40,700	-	-	40,700	38,350	-	38,350	38,350	-	2,350	2,350
Fees - Fire Department	6207.021	6200	-	264	-	264	264	-	264	264	-	-	-
Fees - CEQA	6207.022	6200	50	-	-	50	50	-	50	50	-	-	-
Fees - SWPP	6208.008	6200	1,500	(1,500)	-	-	-	-	-	-	-	-	-
Fees - CGS	6208.010	6200	3,600	-	-	3,600	-	3,600	3,600	3,600	-	-	-
District and Agency Costs			45,850	(1,236)	-	44,614	38,664	3,600	42,264	42,264	-	2,350	2,350
C - Consultant Costs													
Program and Project Management Services	6208	6200	371,160	-	19,379	390,539	97,750	230,986	328,736	328,736	-	61,803	61,803
Architect and Engineering	6210	6200	367,000	25,000	-	392,000	367,000	25,000	392,000	380,259	11,741	11,741	-
Commissioning	6214.008	6200	20,000	500	-	20,500	20,500	-	20,500	11,719	8,781	8,781	-
Energy Management System (EMS)	6214.009	6200	-	10,856	-	10,856	-	10,856	10,856	-	10,856	10,856	-
Tribal Monitoring Services	6214.010	6200	5,000	(5,000)	-	-	-	-	-	-	-	-	-
Specialty Consultant - Other	6214.099	6200	10,000	(10,000)	-	-	-	-	-	-	-	-	-
Consultant Costs			773,160	21,356	19,379	813,895	485,250	266,842	752,092	720,715	31,377	93,180	61,803
D - Documents and Bid Costs													
Printing and Distribution	6231	5803	5,000	-	-	5,000	5,000	-	5,000	2,919	2,081	2,081	-
Advertisements & Notices	6233	6200	2,000	(1,059)	-	941	941	-	941	941	-	-	-
Documents and Bid Costs			7,000	(1,059)	-	5,941	5,941	-	5,941	3,859	2,081	2,081	-

Account Description	CPM Account Code	District Object Code	Budgets through 12/21/22				Committed through 12/21/22			Expenditures through 12/21/22			
			Initial Budget	Prior Periods Changes	Current Period Changes	Revised Budget	Initial Commitment	Approved Changes	Revised Committed	Expensed To Date	Unspent Committed	Unspent Budget	Uncommitted Budget
E - Construction Costs													
General Contractor	6243.004	6200	3,400,000	1,032,000	-	4,432,000	4,533,500	(101,500)	4,432,000	4,194,783	237,217	237,217	-
Main Contractor - Intrusion	6245.009	6200	2,000	-	-	2,000	-	-	-	-	-	2,000	2,000
Owner Furnished Materials	6248	6200	6,000	-	-	6,000	3,604	-	3,604	3,604	-	2,396	2,396
Miscellaneous Construction Costs	6259	6200	-	16,169	-	16,169	16,169	-	16,169	3,999	12,170	12,170	-
Construction Costs			3,408,000	1,048,169	-	4,456,169	4,553,274	(101,500)	4,451,774	4,202,387	249,387	253,783	4,396
F - Construction Support & Other Costs													
Inspection	6261	6200	154,900	(7,100)	5,000	152,800	152,800	-	152,800	124,350	28,450	28,450	-
Testing	6263	6200	75,000	23,270	-	98,270	98,270	-	98,270	63,633	34,638	34,638	-
CM Construction	6267	6200	366,405	-	(17,827)	348,578	319,505	29,073	348,578	269,056	79,522	79,522	-
Construction Support & Other Costs			596,305	16,170	(12,827)	599,648	570,575	29,073	599,648	457,039	142,609	142,609	-
I - Contingencies													
Construction Contingency	6297	6297	73,985	(37,170)	(5,000)	31,815						31,815	31,815
Project Contingency	6298	6298	27,380	(25,390)	(1,552)	439						439	439
Owner Contingency	6299	6299	34,100	15,380	-	49,480						49,480	49,480
Contingencies			135,465	(47,180)	(6,552)	81,733	-	-	-	-	-	81,733	81,733
Grand Total			5,000,000	1,032,000	-	6,032,000	5,684,445	197,273	5,881,719	5,456,264	425,455	575,736	150,281

		% of Hard Costs	% of Total Project
Hard Construction Costs:	\$4,456,169	100.00%	73.88%
Soft Costs:	\$1,494,098	33.53%	24.77%
F&E:	\$0	0.00%	0.00%
Contingencies:	\$81,733	1.83%	1.35%
	6,032,000		

**Vacaville Unified School District - Measure A
Budget Modification Detail Log**

Vacaville HS - New Gym Project

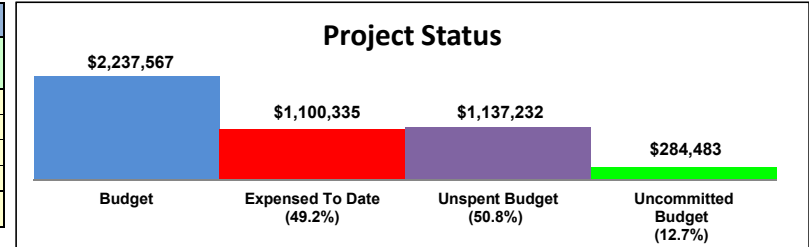
Current Period Budget Modifications: **\$0.00**
 Prior Period Budget Modifications: \$1,032,000.00
Total Budget Modifications: \$1,032,000.00

Budget Modifications through 12/21/22								
Project ID	Transaction Date	Publishing Date	Fiscal Year	CPM Object Code	District Object Code	Account Description	Reason for Modification	Amount
9733	10/19/22	01/11/23	22-23	6208	6200	Program and Project Management Services	Increase budget to cover coding adjustments for services for previous fiscal year	19,378.50
9733	10/19/22	01/11/23	22-23	6267	6200	CM Construction	Reduce budget to fund Program and Project Management Services	(17,827.00)
9733	10/19/22	01/11/23	22-23	6298	6298	Project Contingency	Reduce budget to fund Program and Project Management Services	(1,551.50)
9733	11/02/22	01/11/23	22-23	6261	6200	Inspection	Increase budget to reflect total approved contract	5,000.00
9733	11/02/22	01/11/23	22-23	6297	6297	Construction Contingency	Reduce budget to fund Inspection	(5,000.00)

Vacaville Unified School District - Measure A
 WC Wood HS Technology Project

Budget Detail Report
 Project ID: 9754

Funding			
Funding Source	Funding	Funding Changes	Current Funding
22 - Measure A Bond Funds	1,554,736	682,831	2,237,567
25 - Developer Fees	-	-	-
TF - Developer Fees as Temporary Funding	-	-	-
Total Funding	1,554,736	682,831	2,237,567



Account Description	CPM Account Code	District Object Code	Budgets through 12/21/22				Committed through 12/21/22			Expenditures through 12/21/22			
			Initial Budget	Prior Periods Changes	Current Period Changes	Revised Budget	Initial Commitment	Approved Changes	Revised Committed	Expensed To Date	Unspent Committed	Unspent Budget	Uncommitted Budget
B - District and Agency Costs													
DSA Plan Check Fees	6201	6200	17,200	2,150	-	19,350	19,350	-	19,350	19,350	-	-	-
District and Agency Costs			17,200	2,150	-	19,350	19,350	-	19,350	19,350	-	-	-
C - Consultant Costs													
Program and Project Management Services	6208	6200	62,170	2,890	18,000	83,060	62,170	20,890	83,060	37,635	45,425	45,425	-
Architect and Engineering	6210	6200	85,000	-	-	85,000	84,645	-	84,645	68,995	15,650	16,005	355
HazMat Consultant - Design	6220	6200	20,000	(8,155)	-	11,845	13,345	(1,500)	11,845	11,845	-	-	-
HazMat Consultant - Monitoring	6221	6200	-	18,745	-	18,745	18,745	-	18,745	-	18,745	18,745	-
Consultant Costs			167,170	13,480	18,000	198,650	178,905	19,390	198,295	118,475	79,820	80,175	355
D - Documents and Bid Costs													
Printing and Distribution	6231	5803	4,000	-	-	4,000	4,000	-	4,000	1,118	2,882	2,882	-
Advertisements & Notices	6233	6200	1,500	636	-	2,136	2,136	-	2,136	2,136	-	-	-
Documents and Bid Costs			5,500	636	-	6,136	6,136	-	6,136	3,254	2,882	2,882	-
E - Construction Costs													
General Contractor	6243.004	6200	1,197,320	120,480	-	1,317,800	1,317,800	-	1,317,800	741,903	575,898	575,898	-
General Contractor - ADA Work and Upgrades	6243.029	6200	-	239,464	-	239,464	-	-	-	-	-	239,464	239,464
Construction Costs			1,197,320	359,944	-	1,557,264	1,317,800	-	1,317,800	741,903	575,898	815,362	239,464
F - Construction Support & Other Costs													
Inspection	6261	6200	29,846	-	-	29,846	27,290	-	27,290	2,640	24,650	27,206	2,556
CM Construction	6267	6200	54,000	-	-	54,000	54,000	-	54,000	40,382	13,618	13,618	-
Construction Support & Other Costs			83,846	-	-	83,846	81,290	-	81,290	43,022	38,268	40,824	2,556
G - Furniture & Equipment Costs													
Equipment and Supplies	4300	4300	-	155,882	-	155,882	155,882	-	155,882	-	155,882	155,882	-
WC Wood: Front Row Systems	4473.301	4415	-	160,617	6,388	167,006	160,617	6,388	167,006	167,006	-	-	-
F&E-Capitalized - Non-Tech (New)	6420	6400	-	7,327	-	7,327	7,327	-	7,327	7,327	-	-	-
Furniture & Equipment Costs			-	323,825	6,388	330,214	323,825	6,388	330,214	174,332	155,882	155,882	-

Account Description	CPM Account Code	District Object Code	Budgets through 12/21/22				Committed through 12/21/22			Expenditures through 12/21/22			
			Initial Budget	Prior Periods Changes	Current Period Changes	Revised Budget	Initial Commitment	Approved Changes	Revised Committed	Expensed To Date	Unspent Committed	Unspent Budget	Uncommitted Budget
I - Contingencies													
Construction Contingency	6297	6297	29,900	(1,390)	-	28,510						28,510	28,510
Project Contingency	6298	6298	23,900	(14,876)	-	9,024						9,024	9,024
Owner Contingency	6299	6299	29,900	(7,327)	(18,000)	4,573						4,573	4,573
Contingencies			83,700	(23,592)	(18,000)	42,108	-	-	-	-	-	42,108	42,108
Grand Total			1,554,736	676,443	6,388	2,237,567	1,927,306	25,778	1,953,085	1,100,335	852,749	1,137,232	284,483

		% of Hard Costs	% of Total Project
Hard Construction Costs:	\$1,557,264	100.00%	69.60%
Soft Costs:	\$307,982	19.78%	13.76%
F&E:	\$330,214	21.20%	14.76%
Contingencies:	\$42,108	2.70%	1.88%
	<u>2,237,567</u>		

**Vacaville Unified School District - Measure A
Budget Modification Detail Log**

WC Wood HS Technology Project

Current Period Budget Modifications: **\$6,388.40**
 Prior Period Budget Modifications: \$676,442.81
Total Budget Modifications: \$682,831.21

Budget Modifications through 12/21/22								
Project ID	Transaction Date	Publishing Date	Fiscal Year	CPM Object Code	District Object Code	Account Description	Reason for Modification	Amount
9754	10/19/22	01/11/23	22-23	6208	6200	Program and Project Management Services	Increase budget to cover coding adjustments for services for previous fiscal year	18,000.00
9754	10/19/22	01/11/23	22-23	6299	6299	Owner Contingency	Reduce budget to fund Program and Project Management Services	(18,000.00)
9754	10/21/22	01/11/23	22-23	4473.301	4415	WC Wood: Front Row Systems	Increase budget. Transferred from the Technology Phase 3 project for the purchase of six wall mount units for the Front Row system	6,388.40

**Vacaville Unified School District - Measure A
Funding Modification Detail Log**

As of: 12/21/22

WC Wood HS Technology Project

Total Funding Modifications: \$0.00 \$6,388.40 \$0.00 \$0.00 \$0.00 \$0.00 \$0.00 \$0.00 \$6,388.40

Funding Modifications											
Project ID	Reason for Change	Transaction Date	Publishing Date	State Funding	Local Funding					Grants and Other Revenue	Total Net Modification
				Prop 39	Measure A Funding	Cost of Issuance	Measure A Interest	Developer Fees & Temporary Funding	Measure V Bond Funds		
9754	Increase Measure A Funding. Transferred from Technology Phase 3 project budget to reflect purchase of wall mount units for the Front Row System	10/21/22	01/11/23		6,388.40						6,388.40

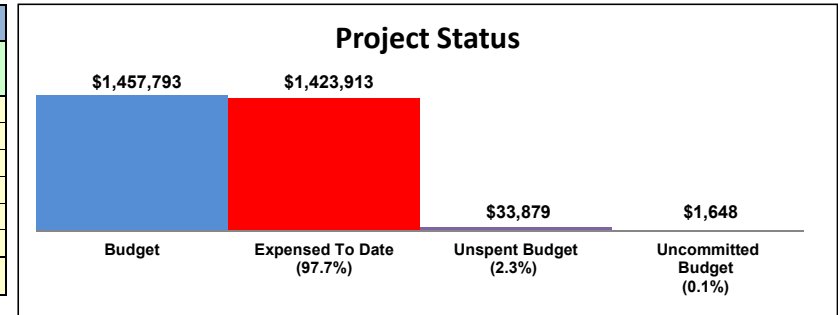
Vacaville Unified School District - Measure A

Budget Detail Report

WC Wood HS Theater Improvements

Project ID: 9734

Funding			
Funding Source	Funding	Funding Changes	Current Funding
22 - Measure A Bond Funds	1,248,022	(218,958)	1,029,064
01 - Grants and Other Revenue	-	428,728	428,728
21 - Measure V Bond Funds	-	-	-
25 - Developer Fees	-	-	-
TF - Developer Fees as Temporary Funding	-	-	-
Total Funding	1,248,022	209,771	1,457,793



Account Description	CPM Account Code	District Object Code	Budgets through 12/21/22				Committed through 12/21/22			Expenditures through 12/21/22			
			Initial Budget	Prior Periods Changes	Current Period Changes	Revised Budget	Initial Commitment	Approved Changes	Revised Committed	Expensed To Date	Unspent Committed	Unspent Budget	Uncommitted Budget
B - District and Agency Costs													
DSA Plan Check Fees	6201	6200	2,036	2,064	-	4,100	2,036	2,064	4,100	4,100	-	-	-
District and Agency Costs			2,036	2,064	-	4,100	2,036	2,064	4,100	4,100	-	-	-
C - Consultant Costs													
Program and Project Management Services	6208	6200	11,204	71,464	-	82,668	-	82,668	82,668	82,668	-	-	-
Architect and Engineering	6210	6200	63,840	14,014	-	77,854	79,479	(1,625)	77,854	77,854	-	-	-
Energy Management System (EMS)	6214.009	6200	-	27,704	-	27,704	-	27,704	27,704	9,696	18,008	18,008	-
Consultant Costs			75,044	113,181	-	188,225	79,479	108,746	188,225	170,218	18,008	18,008	-
D - Documents and Bid Costs													
Printing and Distribution	6231	5803	500	-	-	500	500	-	500	364	136	136	-
Documents and Bid Costs			500	-	-	500	500	-	500	364	136	136	-
E - Construction Costs													
General Contractor - HVAC	6243.020	6200	58,055	3,349	-	61,404	58,055	3,349	61,404	61,404	-	-	-
General Contractor - Flooring	6243.025	6200	-	54,538	-	54,538	50,956	3,583	54,538	54,538	-	-	-
General Contractor - Café 998	6243.027	6200	-	30,100	-	30,100	30,100	-	30,100	30,100	-	-	-
General Contractor - Oven Conversion	6243.028	6200	-	133,800	-	133,800	134,060	(260)	133,800	133,800	-	-	-
Trade Contractor - HVAC: WC Wood	6244.401	6200	118,155	(4,550)	-	113,605	118,155	(4,550)	113,605	113,605	-	-	-
Trade Contractor - Seating: WC Wood	6244.601	6200	90,884	-	-	90,884	90,884	-	90,884	90,884	-	-	-
Trade Contractor - Electrical	6244.700	6200	-	2,030	-	2,030	2,030	-	2,030	2,030	-	-	-
Trade Contractor - Theater Lighting	6244.701	6200	-	124,080	-	124,080	124,080	-	124,080	124,080	-	-	-
Main Contractor - Fire Alarm	6245.003	6200	32,111	(5,000)	-	27,111	32,111	(5,000)	27,111	27,111	-	-	-
Main Contractor: Audio Equipment	6245.016	6200	-	91,457	-	91,457	91,457	-	91,457	91,457	-	-	-
Main Contractor - Dimmer, Console Install	6245.018	6200	-	37,907	-	37,907	37,907	-	37,907	37,907	-	-	-
Owner Furnished Materials	6248	6200	-	12,633	-	12,633	12,694	(61)	12,633	5,178	7,455	7,455	-
Miscellaneous Construction Costs	6259	6200	6,000	16,598	-	22,598	24,740	(2,142)	22,598	22,598	-	-	-
Construction Costs			305,205	496,943	-	802,148	807,229	(5,081)	802,148	794,693	7,455	7,455	-

Account Description	CPM Account Code	District Object Code	Budgets through 12/21/22				Committed through 12/21/22			Expenditures through 12/21/22			
			Initial Budget	Prior Periods Changes	Current Period Changes	Revised Budget	Initial Commitment	Approved Changes	Revised Committed	Expensed To Date	Unspent Committed	Unspent Budget	Uncommitted Budget
F - Construction Support & Other Costs													
Inspection	6261	6200	23,000	(9,470)	-	13,530	29,000	(15,470)	13,530	13,530	-	-	-
Testing	6263	6200	-	500	-	500	500	-	500	500	-	-	-
CM Construction	6267	6200	-	71,323	1,403	72,725	-	72,725	72,725	72,725	-	-	-
Construction Support & Other Costs			23,000	62,353	1,403	86,755	29,500	57,255	86,755	86,755	-	-	-
G - Furniture & Equipment Costs													
Equipment and Supplies	4300	4300	-	85,251	-	85,251	78,100	7,151	85,251	85,251	-	-	-
F&E-Non Capitalized - Non-Tech	4400	4400	-	241,110	-	241,110	245,622	(4,512)	241,110	234,477	6,633	6,633	-
F&E-Capitalized - Non-Tech (New)	6420	6400	-	48,057	(2)	48,055	48,008	47	48,055	48,055	-	-	-
Furniture & Equipment Costs			-	374,418	(2)	374,416	371,730	2,686	374,416	367,783	6,633	6,633	-
I - Contingencies													
Project Contingency	6298	6298	842,237	(840,591)	2	1,648	-	-	-	-	-	1,648	1,648
Contingencies			842,237	(840,591)	2	1,648	-	-	-	-	-	1,648	1,648
Grand Total			1,248,022	208,368	1,403	1,457,793	1,290,474	165,671	1,456,145	1,423,913	32,231	33,879	1,648

		% of Hard Costs	% of Total Project
Hard Construction Costs:	\$802,148	100.00%	55.02%
Soft Costs:	\$279,580	34.85%	19.18%
F&E:	\$374,416	46.68%	25.68%
Contingencies:	\$1,648	0.21%	0.11%
	<u>1,457,793</u>		

**Vacaville Unified School District - Measure A
Budget Modification Detail Log**

WC Wood HS Theater Improvements

Current Period Budget Modifications: **\$1,402.50**

Prior Period Budget Modifications: \$208,368.06

Total Budget Modifications: \$209,770.56

Budget Modifications through 12/21/22								
Project ID	Transaction Date	Publishing Date	Fiscal Year	CPM Object Code	District Object Code	Account Description	Reason for Modification	Amount
9734	11/10/22	01/11/23	22-23	6267	6200	CM Construction	Increase budget to reflect services through 10/31/22; Transferred from the Program Expense budget	1,232.50
9734	11/10/22	01/11/23	22-23	6420	6400	F&E-Capitalized - Non-Tech (New)	Reduce budget to reflect closed contract	(1.85)
9734	11/10/22	01/11/23	22-23	6298	6298	Project Contingency	Increase budget. Transferred from F&E-Capitalized - Non-Tech (New)	1.85
9734	12/12/22	01/11/23	22-23	6267	6200	CM Construction	Increase budget to reflect services through 11/30/22; Transferred from the Program Expense budget	170.00

**Vacaville Unified School District - Measure A
Funding Modification Detail Log**

As of: 12/21/22

WC Wood HS Theater Improvements

Total Funding Modifications: \$0.00 \$1,402.50 \$0.00 \$0.00 \$0.00 \$0.00 \$0.00 \$1,402.50

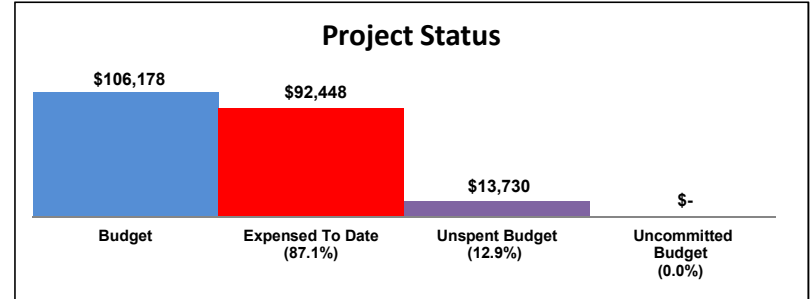
Funding Modifications											
Project ID	Reason for Change	Transaction Date	Publishing Date	State Funding	Local Funding					Grants and Other Revenue	Total Net Modification
				Prop 39	Measure A Funding	Cost of Issuance	Measure A Interest	Developer Fees & Temporary Funding	Measure V Bond Funds		
9734	Increase Measure A Funding. Transferred from Program Expense budget to reflect construction management services for October 2022.	11/10/22	01/11/23		1,232.50						1,232.50
9734	Increase Measure A Funding. Transferred from Program Expense budget to reflect construction management services for November 2022.	12/12/22	01/11/23		170.00						170.00

Vacaville Unified School District - Measure A
District-Wide Improvements Projects – Phase 3

Budget Detail Report

Project ID: 9743

Funding			
Funding Source	Funding	Funding Changes	Current Funding
22 - Measure A Bond Funds	100,000	6,178	106,178
01 - Grants and Other Revenue	-	-	-
21 - Measure V Bond Funds	-	-	-
25 - Developer Fees	-	-	-
TF - Developer Fees as Temporary Funding	-	-	-
Total Funding	100,000	6,178	106,178



Account Description	CPM Account Code	District Object Code	Budgets through 12/21/22				Committed through 12/21/22			Expenditures through 12/21/22			
			Initial Budget	Prior Periods Changes	Current Period Changes	Revised Budget	Initial Commitment	Approved Changes	Revised Committed	Expensed To Date	Unspent Committed	Unspent Budget	Uncommitted Budget
B - District and Agency Costs													
DSA Plan Check Fees	6201	6200	1,100	(1,100)	-	-	-	-	-	-	-	-	-
District and Agency Costs			1,100	(1,100)	-	-	-	-	-	-	-	-	-
C - Consultant Costs													
Architect and Engineering	6210	6200	8,950	46,240	-	55,190	55,690	(500)	55,190	41,460	13,730	13,730	-
Program and Project Management Services	6208	6200	6,600	(2,296)	-	4,305	-	4,305	4,305	4,305	-	-	-
Energy Management System (EMS)	6214.009	6200	-	2,150	-	2,150	-	2,150	2,150	2,150	-	-	-
Consultant Costs			15,550	46,094	-	61,644	55,690	5,954	61,644	47,914	13,730	13,730	-
D - Documents and Bid Costs													
Printing and Distribution	6231	5803	-	173	-	173	1,500	(1,327)	173	173	-	-	-
Documents and Bid Costs			-	173	-	173	1,500	(1,327)	173	173	-	-	-
E - Construction Costs													
General Contractor - Jepson IH	6243.022	6200	25,000	(2,600)	-	22,400	25,400	(3,000)	22,400	22,400	-	-	-
Trade Contractor - Fence: Alamo	6244.113	6200	-	5,127	-	5,127	5,127	-	5,127	5,127	-	-	-
Miscellaneous Construction Costs	6259	6200	-	7,500	-	7,500	7,500	-	7,500	7,500	-	-	-
Construction Costs			25,000	10,027	-	35,027	38,027	(3,000)	35,027	35,027	-	-	-
F - Construction Support & Other Costs													
Inspection	6261	6200	5,000	(2,580)	-	2,420	10,680	(8,260)	2,420	2,420	-	-	-
CM Construction	6267	6200	6,600	(6,600)	-	-	-	-	-	-	-	-	-
Construction Support & Other Costs			11,600	(9,180)	-	2,420	10,680	(8,260)	2,420	2,420	-	-	-
G - Furniture & Equipment Costs													
Equipment and Supplies	4300	4300	-	1,777	-	1,777	1,862	(85)	1,777	1,777	-	-	-
Rental: Temporary Fence at Elmira	5600.100	5600	-	4,055	1,081	5,136	5,136	-	5,136	5,136	-	-	-
Furniture & Equipment Costs			-	5,832	1,081	6,913	6,998	(85)	6,913	6,913	-	-	-

Account Description	CPM Account Code	District Object Code	Budgets through 12/21/22				Committed through 12/21/22			Expenditures through 12/21/22			
			Initial Budget	Prior Periods Changes	Current Period Changes	Revised Budget	Initial Commitment	Approved Changes	Revised Committed	Expensed To Date	Unspent Committed	Unspent Budget	Uncommitted Budget
I - Contingencies													
Construction Contingency	6297	6297	2,500	(2,500)	-	-						-	-
Project Contingency	6298	6298	1,300	(1,300)	-	-						-	-
Owner Contingency	6299	6299	42,950	(42,950)	-	-						-	-
Contingencies			46,750	(46,750)	-	-	-	-	-	-	-	-	-
Grand Total			100,000	5,097	1,081	106,178	112,895	(6,717)	106,178	92,448	13,730	13,730	-

		% of Hard Costs	% of Total Project
Hard Construction Costs:	\$35,027	100.00%	32.99%
Soft Costs:	\$64,238	183.39%	60.50%
F&E:	\$6,913	19.74%	6.51%
Contingencies:	\$0	0.00%	0.00%
	106,178		

**Vacaville Unified School District - Measure A
Budget Modification Detail Log**

District-Wide Improvements Projects – Phase 3

Current Period Budget Modifications: **\$1,080.60**
 Prior Period Budget Modifications: \$5,097.16
Total Budget Modifications: \$6,177.76

Budget Modifications through 12/21/22								
Project ID	Transaction Date	Publishing Date	Fiscal Year	CPM Object Code	District Object Code	Account Description	Reason for Modification	Amount
9743	12/05/22	01/11/23	22-23	5600.100	5600	Rental: Temporary Fence at Elmira	Increase budget. Transferred from Hemlock / ACE Improvements project for the rental of temporary fencing at Elmira	1,080.60

**Vacaville Unified School District - Measure A
Funding Modification Detail Log**

As of: 12/21/22

District-Wide Improvements Projects – Phase 3

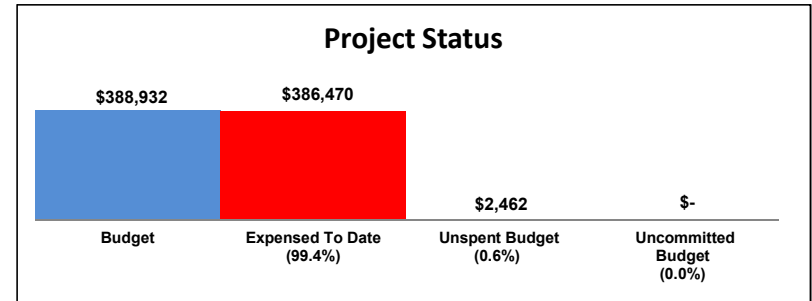
Total Funding Modifications: \$0.00 \$1,080.60 \$0.00 \$0.00 \$0.00 \$0.00 \$0.00 \$1,080.60

Funding Modifications											
Project ID	Reason for Change	Transaction Date	Publishing Date	State Funding	Local Funding					Grants and Other Revenue	Total Net Modification
				Prop 39	Measure A Funding	Cost of Issuance	Measure A Interest	Developer Fees & Temporary Funding	Measure V Bond Funds		
9743	Increase Measure A funding. Transferred from the Hemlock / ACE Improvements project for the rental of fence panels at Elmira	12/05/22	01/11/23		1,080.60						1,080.60

Vacaville Unified School District - Measure A
District Wide - HVAC Projects

Budget Detail Report
 Project ID: 9717

Funding			
Funding Source	Funding	Funding Changes	Current Funding
22 - Measure A Bond Funds	247,000	141,932	388,932
01 - Grants and Other Revenue	-	-	-
21 - Measure V Bond Funds	-	-	-
25 - Developer Fees	-	-	-
TF - Developer Fees as Temporary Funding	-	-	-
Total Funding	247,000	141,932	388,932



Account Description	CPM Account Code	District Object Code	Budgets through 12/21/22				Committed through 12/21/22			Expenditures through 12/21/22			
			Initial Budget	Prior Periods Changes	Current Period Changes	Revised Budget	Initial Commitment	Approved Changes	Revised Committed	Expensed To Date	Unspent Committed	Unspent Budget	Uncommitted Budget
B - District and Agency Costs													
DSA Plan Check Fees	6201	6200	3,300	(865)	-	2,435	1,898	538	2,435	2,435	-	-	-
District and Agency Costs			3,300	(865)	-	2,435	1,898	538	2,435	2,435	-	-	-
C - Consultant Costs													
Program and Project Management Services	6208	6200	10,900	-	-	10,900	-	10,900	10,900	10,900	-	-	-
Architect and Engineering	6210	6200	26,000	1,705	-	27,705	26,000	1,705	27,705	27,705	-	-	-
HazMat Consultant - Monitoring	6221	6200	1,783	(1,783)	-	-	-	-	-	-	-	-	-
Specialty Consultant - Other	6214.099	6200	-	2,462	-	2,462	-	2,462	2,462	-	2,462	2,462	-
Consultant Costs			38,683	2,384	-	41,067	26,000	15,067	41,067	38,605	2,462	2,462	-
D - Documents and Bid Costs													
Printing and Distribution	6231	5803	1,500	(1,461)	-	39	1,500	(1,461)	39	39	-	-	-
Advertisements & Notices	6233	6200	1,500	(1,500)	-	-	-	-	-	-	-	-	-
Documents and Bid Costs			3,000	(2,961)	-	39	1,500	(1,461)	39	39	-	-	-
E - Construction Costs													
Trade Contractor - HVAC: WC Wood	6244.401	6200	178,312	(75,992)	-	102,320	107,000	(4,680)	102,320	102,320	-	-	-
Trade Contractor - HVAC: Gas Valve Repairs	6244.402	6200	-	1,588	-	1,588	3,000	(1,412)	1,588	1,588	-	-	-
Trade Contractor - HVAC: Regulator	6244.403	6200	-	4,968	-	4,968	5,468	(500)	4,968	4,968	-	-	-
Owner Furnished Materials	6248	6200	-	172,218	-	172,218	173,441	(1,224)	172,218	172,218	-	-	-
Miscellaneous Construction Costs	6259	6200	-	22,096	-	22,096	26,938	(4,842)	22,096	22,096	-	-	-
Construction Costs			178,312	124,878	-	303,190	315,847	(12,658)	303,190	303,190	-	-	-
F - Construction Support & Other Costs													
Inspection	6261	6200	4,000	(3,780)	-	220	6,000	(5,780)	220	220	-	-	-
CM Construction	6267	6200	11,900	30,082	-	41,982	-	41,982	41,982	41,982	-	-	-
Construction Support & Other Costs			15,900	26,302	-	42,202	6,000	36,202	42,202	42,202	-	-	-

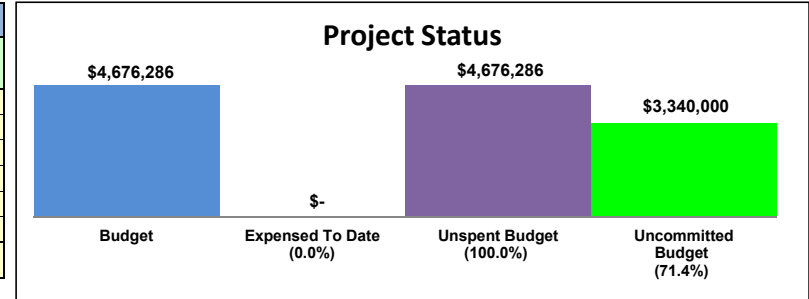
Account Description	CPM Account Code	District Object Code	Budgets through 12/21/22				Committed through 12/21/22			Expenditures through 12/21/22			
			Initial Budget	Prior Periods Changes	Current Period Changes	Revised Budget	Initial Commitment	Approved Changes	Revised Committed	Expensed To Date	Unspent Committed	Unspent Budget	Uncommitted Budget
I - Contingencies													
Construction Contingency	6297	6297	4,205	(4,205)	-	-						-	-
Project Contingency	6298	6298	1,800	(1,800)	-	-						-	-
Owner Contingency	6299	6299	1,800	(1,800)	-	-						-	-
Contingencies			7,805	(7,805)	-	-	-	-	-	-	-	-	-
Grand Total			247,000	141,932	-	388,932	351,245	37,688	388,932	386,470	2,462	2,462	-

		% of Hard Costs	% of Total Project
Hard Construction Costs:	\$303,190	100.00%	77.95%
Soft Costs:	\$85,743	28.28%	22.05%
F&E:	\$0	0.00%	0.00%
Contingencies:	\$0	0.00%	0.00%
	388,932		

Vacaville Unified School District - Measure A
District Wide - Remaining Funds

Budget Detail Report
 Project ID: 9755

Funding			
Funding Source	Funding	Funding Changes	Current Funding
22 - Measure A Bond Funds	4,676,286	-	4,676,286
01 - Grants and Other Revenue	-	-	-
21 - Measure V Bond Funds	-	-	-
25 - Developer Fees	-	-	-
TF - Developer Fees as Temporary Funding	-	-	-
Total Funding	4,676,286	-	4,676,286



Account Description	CPM Account Code	District Object Code	Budgets through 12/21/22				Committed through 12/21/22			Expenditures through 12/21/22			
			Initial Budget	Prior Periods Changes	Current Period Changes	Revised Budget	Initial Commitment	Approved Changes	Revised Committed	Expensed To Date	Unspent Committed	Unspent Budget	Uncommitted Budget
E - Construction Costs													
Site Contractor	6240	6200	-	-	-	-	-	-	-	-	-	-	-
Vaca Pena Central Plant			1,486,286	-	-	1,486,286	1,336,286	-	1,336,286	-	1,336,286	1,486,286	150,000
Vaca Pena Central Plant: Construction Cost	6250.997	6200	1,336,286	-	-	1,336,286	1,336,286	-	1,336,286	-	1,336,286	1,336,286	-
Vaca Pena Central Plant: Soft Costs	6250.998	6200	50,000	-	-	50,000	-	-	-	-	-	50,000	50,000
Vaca Pena Central Plant: Contingencies	6250.999	6200	100,000	-	-	100,000	-	-	-	-	-	100,000	100,000
WCW Admin Relocation			1,015,000	-	-	1,015,000	-	-	-	-	-	1,015,000	1,015,000
WCW Admin Relocation: Construction Cost	6251.997	6200	700,000	-	-	700,000	-	-	-	-	-	700,000	700,000
WCW Admin Relocation: Soft Costs	6251.998	6200	210,000	-	-	210,000	-	-	-	-	-	210,000	210,000
WCW Admin Relocation: Contingencies	6251.999	6200	105,000	-	-	105,000	-	-	-	-	-	105,000	105,000
DW Security Cameras			2,175,000	-	-	2,175,000	-	-	-	-	-	2,175,000	2,175,000
DW Security Cameras: Construction Cost	6252.997	6200	1,500,000	-	-	1,500,000	-	-	-	-	-	1,500,000	1,500,000
DW Security Cameras: Soft Costs	6252.998	6200	450,000	-	-	450,000	-	-	-	-	-	450,000	450,000
DW Security Cameras: Contingencies	6252.999	6200	225,000	-	-	225,000	-	-	-	-	-	225,000	225,000
HVAC Improvements			-	-	-	-	-	-	-	-	-	-	-
HVAC Improvements: Construction Cost	6253.997	6200	-	-	-	-	-	-	-	-	-	-	-
HVAC Improvements: Soft Costs	6253.998	6200	-	-	-	-	-	-	-	-	-	-	-
HVAC Improvements: Contingencies	6253.999	6200	-	-	-	-	-	-	-	-	-	-	-
Campus Security			-	-	-	-	-	-	-	-	-	-	-
Campus Security: Construction Cost	6254.997	6200	-	-	-	-	-	-	-	-	-	-	-
Campus Security: Soft Costs	6254.998	6200	-	-	-	-	-	-	-	-	-	-	-
Campus Security: Contingencies	6254.999	6200	-	-	-	-	-	-	-	-	-	-	-
Miscellaneous Construction Costs	6259	6200	-	-	-	-	-	-	-	-	-	-	-
Construction Costs			4,676,286	-	-	4,676,286	1,336,286	-	1,336,286	-	1,336,286	4,676,286	3,340,000
Grand Total			4,676,286	-	-	4,676,286	1,336,286	-	1,336,286	-	1,336,286	4,676,286	3,340,000

		% of Hard Costs	% of Total Project
Hard Construction Costs:	\$4,676,286	100.00%	100.00%
Soft Costs:	\$0	0.00%	0.00%
F&E:	\$0	0.00%	0.00%
Contingencies:	\$0	0.00%	0.00%
	4,676,286		

**Vacaville Unified School District - Measure A
Funding Modification Detail Log**

As of: 12/21/22

District Wide - Remaining Funds

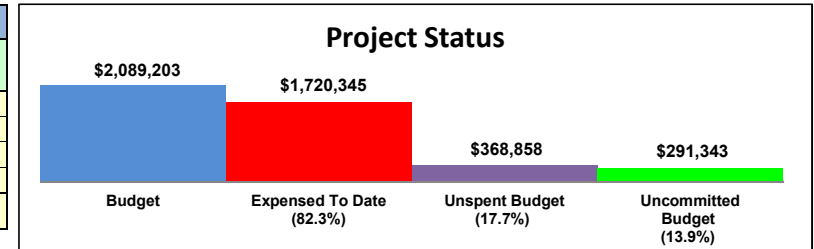
Total Funding Modifications: \$0.00 \$4,676,286.00 \$0.00 \$0.00 \$0.00 \$0.00 \$0.00 \$0.00 \$4,676,286.00

Funding Modifications											
Project ID	Reason for Change	Transaction Date	Publishing Date	State Funding	Local Funding					Grants and Other Revenue	Total Net Modification
				Prop 39	Measure A Funding	Cost of Issuance	Measure A Interest	Developer Fees & Temporary Funding	Measure V Bond Funds		
9755	Increase Measure A funding to reflect contract for Vaca Pena Central Plant	11/04/22	01/11/23		1,336,286.00	Note: reflected as Initial Funding					1,336,286.00
9755	Increase Measure A funding to reflect contract for upcoming projects	12/21/22	01/11/23		3,340,000.00	Note: reflected as Initial Funding					3,340,000.00

Vacaville Unified School District - Measure A
Technology - Phase 3

Budget Detail Report
Project ID: 9742

Funding			
Funding Source	Funding	Funding Changes	Current Funding
22 - Measure A Bond Funds	5,000,000	(2,914,165)	2,085,835
25 - Developer Fees	-	-	-
TF - Developer Fees as Temporary Funding	-	-	-
Total Funding	5,000,000	(2,910,797)	2,089,203



Account Description	CPM Account Code	District Object Code	Budgets through 12/21/22				Committed through 12/21/22			Expenditures through 12/21/22				
			Initial Budget	Prior Periods Changes	Current Period Changes	Revised Budget	Initial Commitment	Approved Changes	Revised Committed	Expensed To Date	Unspent Committed	Unspent Budget	Uncommitted Budget	
C - Consultant Costs														
Program and Project Management Services	6208	6200	15,000	1,676	-	16,676	-	16,676	16,676	16,676	-	-	-	-
Consultant Costs			15,000	1,676	-	16,676	-	16,676	16,676	16,676	-	-	-	-
D - Documents and Bid Costs														
Advertisements & Notices	6233	6200	-	569	-	569	569	-	569	569	-	-	-	-
Documents and Bid Costs			-	569	-	569	569	-	569	569	-	-	-	-
E - Construction Costs														
Main Contractor - Telephone	6245.006	6200	-	10,217	-	10,217	10,217	-	10,217	2,367	7,850	7,850	-	-
Main Contractor - Video Media	6245.013	6200	-	2,119	-	2,119	2,119	-	2,119	2,119	-	-	-	-
Security Cameras - Vaca Peña	6245.303	6200	-	230	-	230	230	-	230	230	-	-	-	-
Facilities Related Technology Work	6249.011	6200	-	-	9,899	9,899	9,899	-	9,899	-	9,899	9,899	-	-
ESC Technology Project Subtotal			201,200	10,967	1,020	213,187	146,958	66,229	213,187	213,187	-	-	-	-
Main Contractor: Audio Equip: ESC Conf Rm	6245.017	6200	-	10,170	-	10,170	10,170	-	10,170	10,170	-	-	-	-
Energy Management System (EMS)	6214.009	6200	-	50,670	-	50,670	-	50,670	50,670	50,670	-	-	-	-
Main Contractor - EMS	6245.011	6200	110,000	(52,335)	-	57,665	56,987	678	57,665	57,665	-	-	-	-
Test and Balance - ESC	6245.020	6200	31,200	980	-	32,180	35,180	(3,000)	32,180	32,180	-	-	-	-
CM Construction - ESC	6267.020	6200	15,000	1,861	1,020	17,881	-	17,881	17,881	17,881	-	-	-	-
F&E: JCI Equipment	6410.020	6400	45,000	(380)	-	44,620	44,620	-	44,620	44,620	-	-	-	-
WC Wood Technology Project	6249.301	6200	1,554,736	(1,554,736)	-	-	-	-	-	-	-	-	-	-
Construction Costs			1,755,936	(1,531,204)	10,919	235,652	169,423	66,229	235,652	217,902	17,749	17,749	-	-
G - Furniture & Equipment Costs														
Unallocated Technology Budget	4400.099	4400	426,974	(158,027)	(23,860)	245,087	-	-	-	-	-	245,087	245,087	-
CAT6 Ethernet Cable	4315.005	4315	-	749	-	749	782	(33)	749	749	-	-	-	-
Materials for Projector Installation	4315.010	4315	-	21,559	-	21,559	24,246	(2,687)	21,559	21,559	-	-	-	-
Computer Components	4315.015	4315	-	-	-	-	1,454	(1,454)	-	-	-	-	-	-
Network Transceivers	4315.016	4315	-	1,135	-	1,135	1,135	-	1,135	1,135	-	-	-	-
EPSON Projector and Lens	4470.002	4415	-	24,370	-	24,370	24,370	-	24,370	24,370	-	-	-	-
POE Switches and Power Supply	4470.003	4415	-	113,105	-	113,105	113,106	(1)	113,105	113,105	-	-	-	-
Ruckus Wireless Router	4470.004	4415	-	15,584	-	15,584	15,584	-	15,584	15,584	-	-	-	-
Anywhere Slim Secure Charging Carts	4470.005	4415	-	-	3,368	3,368	3,368	-	3,368	-	3,368	3,368	-	-
Idea Boards	4470.009	4415	-	13,802	-	13,802	13,802	-	13,802	13,802	-	-	-	-
Network Server Batteries	4470.011	4415	-	1,566	-	1,566	1,566	-	1,566	1,566	-	-	-	-
Mitel Phones, Licenses, and Support	4470.013	4415	-	6,282	-	6,282	6,282	-	6,282	3,687	2,595	2,595	-	-
Portable AV cart and projectors	4470.014	4415	-	71,549	-	71,549	76,428	(4,880)	71,549	71,549	-	-	-	-

Account Description	CPM Account Code	District Object Code	Budgets through 12/21/22				Committed through 12/21/22			Expenditures through 12/21/22			
			Initial Budget	Prior Periods Changes	Current Period Changes	Revised Budget	Initial Commitment	Approved Changes	Revised Committed	Expensed To Date	Unspent Committed	Unspent Budget	Uncommitted Budget
100 McClellan Technology Items Subtotal			26,160	13,444	6,085	45,689	46,242	(6,638)	39,604	27,348	12,256	18,341	6,085
100 McClellan: Idea Boards	4471.070	4415	9,360	(452)	-	8,908	9,424	(516)	8,908	8,908	-	-	-
100 McClellan: Projectors and Screens	4472.070	4415	16,800	13,896	6,085	36,781	36,818	(6,122)	30,696	18,440	12,256	18,341	6,085
Alamo Technology Items Subtotal			278,930	(193,892)	-	85,038	92,777	(7,739)	85,038	85,038	-	-	-
Alamo: Idea Boards	4471.201	4415	33,930	(1,637)	-	32,293	34,162	(1,869)	32,293	32,293	-	-	-
Alamo: Projectors and Screens	4472.201	4415	73,900	(21,155)	-	52,745	58,616	(5,870)	52,745	52,745	-	-	-
Alamo: CAT6A outlets for FR & Projectors	4373.201	4315	26,100	(26,100)	-	-	-	-	-	-	-	-	-
Alamo: Front Row Systems	4473.201	4415	145,000	(145,000)	-	-	-	-	-	-	-	-	-
Browns Valley Technology Items Subtotal			361,350	(251,796)	-	109,554	111,972	(2,419)	109,554	109,554	-	-	-
Browns Valley: Idea Boards	4471.212	4415	40,950	(1,976)	-	38,974	41,230	(2,256)	38,974	38,974	-	-	-
Browns Valley: Projectors and Screens	4472.212	4415	84,400	(13,820)	-	70,580	70,743	(163)	70,580	70,580	-	-	-
Browns Valley: CAT6A outlets for FR & Projectors	4373.212	4315	36,000	(36,000)	-	-	-	-	-	-	-	-	-
Browns Valley: Front Row Systems	4473.212	4415	200,000	(200,000)	-	-	-	-	-	-	-	-	-
Callison Technology Items Subtotal			324,670	(227,584)	-	97,086	99,224	(2,138)	97,086	95,122	1,965	1,965	-
Callison: Idea Boards	4471.211	4415	36,270	(1,750)	-	34,520	36,518	(1,998)	34,520	34,520	-	-	-
Callison: Projectors and Screens	4472.211	4415	76,000	(13,433)	-	62,567	62,707	(140)	62,567	60,602	1,965	1,965	-
Callison: CAT6A outlets for FR & Projectors	4373.211	4315	32,400	(32,400)	-	-	-	-	-	-	-	-	-
Callison: Front Row Systems	4473.211	4415	180,000	(180,000)	-	-	-	-	-	-	-	-	-
Cooper Technology Items Subtotal			313,660	(239,973)	-	73,687	75,575	(1,888)	73,687	67,792	5,895	5,895	-
Cooper: Idea Boards	4471.213	4415	32,760	(1,581)	-	31,179	32,984	(1,804)	31,179	31,179	-	-	-
Cooper: Projectors and Screens	4472.213	4415	50,800	(8,293)	-	42,507	42,591	(84)	42,507	36,613	5,895	5,895	-
Cooper: CAT6A outlets for FR & Projectors	4373.213	4315	35,100	(35,100)	-	-	-	-	-	-	-	-	-
Cooper: Front Row Systems	4473.213	4415	195,000	(195,000)	-	-	-	-	-	-	-	-	-
Hemlock Technology Items Subtotal			21,210	82,436	-	103,646	8,950	79,280	88,230	88,230	-	15,416	15,416
Hemlock: Idea Boards	4471.208	4415	3,510	(19)	-	3,491	3,498	(7)	3,491	3,491	-	-	-
Hemlock: Projectors and Screens	4472.208	4415	-	2,565	-	2,565	-	2,565	2,565	2,565	-	-	-
Hemlock: CAT6A outlets for FR & Projectors	4373.208	4315	2,700	-	-	2,700	-	-	-	-	-	2,700	2,700
Hemlock: Front Row Systems	4473.208	4415	15,000	(2,284)	-	12,716	-	-	-	-	-	12,716	12,716
Hemlock: Idea Boards, Front Row Systems	4470.208	4415	-	82,174	-	82,174	5,451	76,723	82,174	82,174	-	-	-
Orchard Technology Items Subtotal			2,340	76,853	-	79,193	157,369	(78,176)	79,193	79,193	-	-	-
Orchard: Idea Boards	4471.202	4415	2,340	(13)	-	2,327	2,332	(5)	2,327	2,327	-	-	-
Orchard: Idea Boards, Front Row Systems	4470.202	4415	-	76,866	-	76,866	155,037	(78,171)	76,866	76,866	-	-	-
Padan Technology Items Subtotal			361,460	(226,489)	-	134,971	133,587	1,197	134,785	129,480	5,304	5,491	187
Padan: Idea Boards	4471.206	4415	44,460	(2,145)	-	42,315	44,763	(2,449)	42,315	42,315	-	-	-
Padan: Projectors and Screens	4472.206	4415	92,800	(143)	-	92,657	88,824	3,646	92,470	87,166	5,304	5,491	187
Padan: CAT6A outlets for FR & Projectors	4373.206	4315	34,200	(34,200)	-	-	-	-	-	-	-	-	-
Padan: Front Row Systems	4473.206	4415	190,000	(190,000)	-	-	-	-	-	-	-	-	-
Vaca Peña Technology Items Subtotal			416,480	(252,292)	322	164,510	151,343	12,933	164,275	153,103	11,172	11,407	235
Vaca Peña: Idea Boards	4471.303	4415	51,480	(11,393)	-	40,088	42,408	(2,320)	40,088	40,088	-	-	-
Vaca Peña: Projectors and Screens	4472.303	4415	105,400	9,146	-	114,546	99,380	15,126	114,506	103,334	11,172	11,212	40
Vaca Peña: CAT6A outlets for FR & Projectors	4373.303	4315	39,600	(39,600)	-	-	-	-	-	-	-	-	-
Vaca Peña: Front Row Systems	4473.303	4415	220,000	(220,000)	-	-	-	-	-	-	-	-	-
Vaca Peña: Mobile Displays and Stands	4474.303	4415	-	8,354	322	8,675	8,354	321.68	8,675.43	8,675.43	-	-	-
Vaca Peña: Monitors, Displays	4475.303	4415	-	1,201	-	1,201	1,201	(195)	1,007	1,007	-	195	195
Vacaville HS Technology Items Subtotal			434,310	(272,219)	-	162,091	175,505	(17,045)	158,461	141,249	17,211	20,842	3,630
Vacaville HS: Idea Boards	4471.402	4415	50,310	3,981	-	54,291	54,291	(3,467)	50,824	50,824	-	3,467	3,467
Vacaville HS: Projectors and Screens	4472.402	4415	100,800	7,000	-	107,800	121,214	(13,578)	107,637	90,425	17,211	17,375	163
Vacaville HS: CAT6A outlets for FR & Projectors	4373.402	4315	43,200	(43,200)	-	-	-	-	-	-	-	-	-
Vacaville HS: Front Row Systems	4473.402	4415	240,000	(240,000)	-	-	-	-	-	-	-	-	-

Account Description	CPM Account Code	District Object Code	Budgets through 12/21/22				Committed through 12/21/22			Expenditures through 12/21/22			
			Initial Budget	Prior Periods Changes	Current Period Changes	Revised Budget	Initial Commitment	Approved Changes	Revised Committed	Expensed To Date	Unspent Committed	Unspent Budget	Uncommitted Budget
Will C Wood HS Technology Items Subtotal			261,520	-	1,166	262,686	262,686	(20,703)	241,983	241,983	-	20,703	20,703
WC Wood: Idea Boards	4471.301	4415	88,920	6,356	-	95,276	95,276	(14,619)	80,658	80,658	-	14,619	14,619
WC Wood: Projectors and Screens	4472.301	4415	172,600	(6,356)	1,166	167,410	167,410	(6,085)	161,325	161,325	-	6,085	6,085
Furniture & Equipment Costs			3,229,064	(1,379,838)	(12,920)	1,836,307	1,597,354	(52,390)	1,544,964	1,485,198	59,766	351,109	291,343
Grand Total			5,000,000	(2,908,797)	(2,000)	2,089,203	1,767,345	30,515	1,797,860	1,720,345	77,515	368,858	291,343

		% of Hard Costs	% of Total Project
Hard Construction Costs:	177,987	100.00%	8.52%
Soft Costs:	74,910	42.09%	3.59%
F&E:	\$1,836,307	1031.71%	87.90%
Contingencies:	\$0	0.00%	0.00%
	<u>2,089,203</u>		

**Vacaville Unified School District - Measure A
Budget Modification Detail Log**

Technology - Phase 3

Current Period Budget Modifications: **(\$2,000.34)**

Prior Period Budget Modifications: **(\$2,908,796.62)**

Total Budget Modifications: (\$2,910,796.96)

Budget Modifications through 12/21/22								
Project ID	Transaction Date	Publishing Date	Fiscal Year	CPM Object Code	District Object Code	Account Description	Reason for Modification	Amount
9742	10/11/22	01/11/23	22-23	4470.005	4415	Anywhere Slim Secure Charging Carts	Increase budget to reflect purchase of 5 charging carts	3,368.06
9742	10/11/22	01/11/23	22-23	4400.099	4400	Unallocated Technology Budget	Reduce budget to fund Anywhere Slim Secure Charging Carts	(3,368.06)
9742	10/21/22	01/11/23	22-23	4400.099	4400	Unallocated Technology Budget	Reduce budget. Transfer to WC Wood HS Technology Project for the purchase of six wall units for the Front Row System	(6,388.40)
9742	10/21/22	01/11/23	22-23	4472.070	4415	100 McClellan: Projectors and Screens	Increase budget to reflect purchase of one (1) rear projection screen	6,084.76
9742	10/21/22	01/11/23	22-23	4472.301	4415	WC Wood: Projectors and Screens	Increase budget to reflect purchase of one (1) rear projection screen	1,166.05
9742	10/21/22	01/11/23	22-23	4400.099	4400	Unallocated Technology Budget	Reduce budget to fund 100 McClellan: Projectors and Screens and WC Wood: Projectors and Screens	(7,250.81)
9742	10/26/22	01/11/23	22-23	6249.011	6200	Facilities Related Technology Work	Increase budget to reflect contract for on-call technology related service work	9,899.25
9742	10/26/22	01/11/23	22-23	4400.099	4400	Unallocated Technology Budget	Reduce budget to fund Facilities Related Technology Work	(9,899.25)
9742	11/10/22	01/11/23	22-23	6267.020	6200	CM Construction - ESC	Increase budget to reflect services through 10/31/22; Transferred from the Program Expense budget	977.50
9742	11/17/22	01/11/23	22-23	4474.303	4415	Vaca Peña: Mobile Displays and Stands	Increase budget to reflect freight for the 30 mobile stands	321.69
9742	11/17/22	01/11/23	22-23	4400.099	4400	Unallocated Technology Budget	Reduce budget to fund Vaca Peña: Mobile Displays and Stands	(321.69)
9742	11/21/22	01/11/23	22-23	4470.005	4415	Anywhere Slim Secure Charging Carts	Increase budget. General Funds to purchase five charging carts	3,368.06
9742	11/21/22	01/11/23	22-23	4470.005	4415	Anywhere Slim Secure Charging Carts	Reduce budget to reflect purchase of charging carts with General Funds.	(3,368.06)
9742	11/21/22	01/11/23	22-23	4400.099	4400	Unallocated Technology Budget	Increase budget. Transferred from Anywhere Slim Secure Charging Carts	3,368.06
9742	12/12/22	01/11/23	22-23	6267.020	6200	CM Construction - ESC	Increase budget to reflect services through 11/30/22; Transferred from the Program Expense budget	42.50

**Vacaville Unified School District - Measure A
Funding Modification Detail Log**

As of: 12/21/22

Technology - Phase 3

Total Funding Modifications: \$0.00 **(\$5,368.40)** \$0.00 \$0.00 \$0.00 \$0.00 \$3,368.06 **(\$2,000.34)**

Funding Modifications											
Project ID	Reason for Change	Transaction Date	Publishing Date	State Funding	Local Funding					Grants and Other Revenue	Total Net Modification
				Prop 39	Measure A Funding	Cost of Issuance	Measure A Interest	Developer Fees & Temporary Funding	Measure V Bond Funds		
9742	Decrease Measure A Funding. Transferred to the WC Wood HS Technology project budget to reflect purchase of wall mount units for the Front Row System	10/21/22	01/11/23		(6,388.40)						(6,388.40)
9742	Increase Measure A Funding. Transferred from Program Expense budget to reflect construction management services for October 2022.	11/10/22	01/11/23		977.50						977.50
9742	Increase General Funds to reflect purchase of charging carts for the Technology Phase 3 project.	11/21/22	01/11/23							3,368.06	3,368.06
9742	Increase Measure A Funding. Transferred from Program Expense budget to reflect construction management services for November 2022.	12/12/22	01/11/23		42.50						42.50

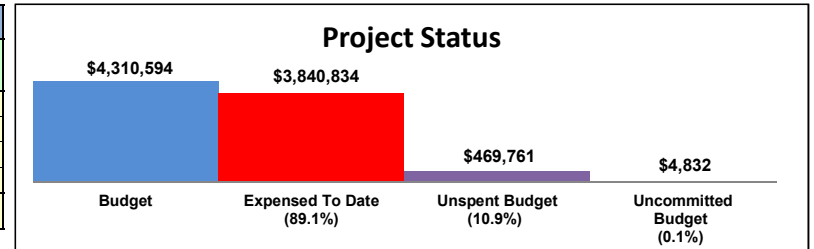
Vacaville Unified School District - Measure A

Budget Detail Report

621 Orchard Ave Shelley Dally Early Learning Village Project

Project ID: 9038

Funding			
Funding Source	Funding	Funding Changes	Current Funding
22 - Measure A Bond Funds	-	45,926	45,926
25 - Developer Fees	3,406,717	857,952	4,264,669
TF - Developer Fees as Temporary Funding		-	-
Total Funding	3,406,717	903,878	4,310,594



Account Description	CPM Account Code	District Object Code	Budgets through 12/21/22				Committed through 12/21/22			Expenditures through 12/21/22			
			Initial Budget	Prior Periods Changes	Current Period Changes	Revised Budget	Initial Commitment	Approved Changes	Revised Committed	Expensed To Date	Unspent Committed	Unspent Budget	Uncommitted Budget
A - Site Costs													
Geotechnical / Geohazard Costs	6120.001	6119	20,900	-	-	20,900	17,000	3,900	20,900	20,900	-	-	-
Soil Contamination Testing	6120.002	6120	5,099	-	-	5,099	6,688	(1,589)	5,099	5,099	-	-	-
Site Surveys	6120.005	6120	8,830	-	-	8,830	9,650	(820)	8,830	8,830	-	-	-
CEQA	6190.001	6119	24,360	-	-	24,360	24,360	-	24,360	22,837	1,523	1,523	-
Preliminary Tests	6190.002	6150	6,240	(5,000)	-	1,240	1,240	-	1,240	1,240	-	-	-
Demolition - Existing Features	6190.003	6147	13,600	-	-	13,600	13,600	-	13,600	13,600	-	-	-
Other Costs - Site	6190.099	6150	2,054	-	-	2,054	2,054	-	2,054	2,054	-	-	-
Site Costs			81,083	(5,000)	-	76,083	74,592	1,491	76,083	74,560	1,523	1,523	-
B - District and Agency Costs													
DSA Plan Check Fees	6201	6200	27,700	(3,518)	-	24,182	19,350	-	19,350	19,350	-	4,832	4,832
Utility Set-Up Fees - Gas	6207.001	6200	10,000	571	-	10,571	10,571	-	10,571	10,571	-	-	-
Utility Set-Up Fees - Electrical	6207.002	6200	25,000	(17,652)	-	7,348	7,348	-	7,348	7,348	-	-	-
Utility Set-Up Fees - Water	6207.003	6200	25,000	110,242	-	135,242	130,998	4,244	135,242	135,242	-	-	-
Utility Set-Up Fees - Sewer	6207.004	6200	-	22,054	-	22,054	21,386	668	22,054	22,054	-	-	-
Utility Set-Up Fees - Telephone	6207.006	6200	25,000	(25,000)	-	-	-	-	-	-	-	-	-
Fees - CEQA	6207.022	6200	50	-	-	50	50	-	50	50	-	-	-
Department of Geological Survey	6209.001	6200	3,600	-	-	3,600	3,600	-	3,600	3,600	-	-	-
Other Agency Fees	6209.099	6200	5,000	(5,000)	-	-	-	-	-	-	-	-	-
District and Agency Costs			121,350	81,697	-	203,047	193,303	4,912	198,215	198,215	-	4,832	4,832
C - Consultant Costs													
Program and Project Management Services	6208	6200	133,109	-	-	133,109	-	133,109	133,109	133,109	-	-	-
Architect and Engineering	6210	6200	211,336	15,075	-	226,411	211,336	15,075	226,411	192,234	34,177	34,177	-
Energy Management System (EMS)	6214.009	6200	5,000	4,218	-	9,218	-	9,218	9,218	8,296	922	922	-
Consultant Costs			349,445	19,293	-	368,738	211,336	157,402	368,738	333,639	35,099	35,099	-
D - Documents and Bid Costs													
Printing and Distribution	6231	5803	10,000	(5,000)	-	5,000	5,000	-	5,000	4,334	666	666	-
Advertisements & Notices	6233	6200	4,000	(123)	-	3,877	3,877	-	3,877	3,877	-	-	-
Documents and Bid Costs			14,000	(5,123)	-	8,877	8,877	-	8,877	8,210	666	666	-

Account Description	CPM Account Code	District Object Code	Budgets through 12/21/22				Committed through 12/21/22			Expenditures through 12/21/22			
			Initial Budget	Prior Periods Changes	Current Period Changes	Revised Budget	Initial Commitment	Approved Changes	Revised Committed	Expensed To Date	Unspent Committed	Unspent Budget	Uncommitted Budget
E - Construction Costs													
Site Contractor	6240	6200	1,000,000	528,161	-	1,528,161	1,190,000	338,161	1,528,161	1,451,753	76,408	76,408	-
General Contractor - Perm. Modular Bldg	6243.017	6200	1,000,000	291,078	-	1,291,078	1,291,078	-	1,291,078	1,088,476	202,602	202,602	-
General Contractor - Flooring	6243.025	6200	-	62,111	8,932	71,043	69,297	1,746	71,043	71,043	-	-	-
Main Contractor - Data	6245.005	6200	-	6,825	-	6,825	6,825	-	6,825	6,825	-	-	-
Main Contractor - Intrusion	6245.009	6200	10,000	(10,000)	-	-	-	-	-	-	-	-	-
Main Contractor - EMS	6245.011	6200	25,000	(25,000)	-	-	-	-	-	-	-	-	-
Owner Furnished Materials	6248	6200	6,285	3,151	-	9,435	9,435	-	9,435	9,435	-	-	-
Miscellaneous Construction Costs	6259	6200	10,000	71,521	86,408	167,929	167,879	50	167,929	22,429	145,500	145,500	-
Construction Costs			2,051,285	927,847	95,340	3,074,472	2,734,515	339,957	3,074,472	2,649,961	424,511	424,511	-
F - Construction Support & Other Costs													
Inspection	6261	6200	49,240	13,880	-	63,120	62,040	1,080	63,120	61,950	1,170	1,170	-
Testing	6263	6200	20,500	7,500	-	28,000	15,000	13,000	28,000	26,040	1,960	1,960	-
CM Construction	6267	6200	175,400	214,626	5,024	395,050	-	395,050	395,050	395,050	-	-	-
Miscellaneous Construction Support Costs	6269	6200	10,000	(10,000)	-	-	-	-	-	-	-	-	-
Construction Support & Other Costs			255,140	226,006	5,024	486,170	77,040	409,130	486,170	483,040	3,130	3,130	-
G - Furniture & Equipment Costs													
Equipment and Supplies	4300	4300	-	81	-	81	81	-	81	81	-	-	-
F&E-Capitalized - Tech (New)	6410	6400	3,514	-	-	3,514	3,454	60	3,514	3,514	-	-	-
F&E-Capitalized - Non-Tech (New)	6420	6400	71,000	1,746	-	72,746	72,746	-	72,746	72,746	-	-	-
Furniture & Equipment Costs			74,514	1,827	-	76,341	76,281	60	76,341	76,341	-	-	-
H- Miscellaneous Project Costs													
Moving and Storage	6274	6200	10,000	6,868	-	16,868	16,868	-	16,868	16,868	-	-	-
Miscellaneous Project Costs			10,000	6,868	-	16,868	16,868	-	16,868	16,868	-	-	-
I - Contingencies													
Construction Contingency	6297	6297	204,500	(204,500)	-	-	-	-	-	-	-	-	-
Project Contingency	6298	6298	40,900	(40,900)	-	-	-	-	-	-	-	-	-
Owner Contingency	6299	6299	204,500	(204,500)	-	-	-	-	-	-	-	-	-
Contingencies			449,900	(449,900)	-	-	-	-	-	-	-	-	-
Grand Total			3,406,717	803,514	100,364	4,310,594	3,392,811	912,951	4,305,763	3,840,834	464,929	469,761	4,832

		% of Hard Costs	% of Total Project
Hard Construction Costs:	\$3,074,472	100.00%	71.32%
Soft Costs:	\$1,159,782	37.72%	26.91%
F&E:	\$76,341	2.48%	1.77%
Contingencies:	\$0	0.00%	0.00%
	4,310,594		

**Vacaville Unified School District - Measure A
Budget Modification Detail Log**

621 Orchard Ave Shelley Dally Early Learning Village Project

Current Period Budget Modifications: \$100,363.67

Prior Period Budget Modifications: \$803,514.25

Total Budget Modifications: \$903,877.92

Budget Modifications through 12/21/22								
Project ID	Transaction Date	Publishing Date	Fiscal Year	CPM Object Code	District Object Code	Account Description	Reason for Modification	Amount
9038	10/14/22	01/11/23	22-23	6243.025	6200	General Contractor - Flooring	Increase budget to reflect additional flooring work at site	8,932.00
9038	10/24/22	01/11/23	22-23	6259	6200	Miscellaneous Construction Costs	Increase budget to reflect contract for installation of ramps	59,907.92
9038	11/04/22	01/11/23	22-23	6259	6200	Miscellaneous Construction Costs	Increase budget to reflect contract for removal of ramps incorrectly installed by others	26,500.00
9038	11/10/22	01/11/23	22-23	6267	6200	CM Construction	Increase budget to reflect services through 10/31/22; Transferred from the Program Expense budget	3,353.75
9038	12/12/22	01/11/23	22-23	6267	6200	CM Construction	Increase budget to reflect services through 11/30/22; Transferred from the Program Expense budget	1,670.00

**Vacaville Unified School District - Measure A
Funding Modification Detail Log**

As of: 12/21/22

621 Orchard Ave Shelley Dally Early Learning Village Project

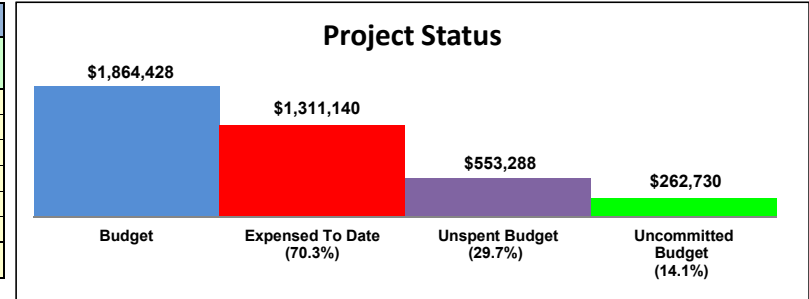
Total Funding Modifications: \$0.00 \$5,023.75 \$0.00 \$0.00 \$95,339.92 \$0.00 \$0.00 \$100,363.67

Funding Modifications											
Project ID	Reason for Change	Transaction Date	Publishing Date	State Funding	Local Funding					Grants and Other Revenue	Total Net Modification
				Prop 39	Measure A Funding	Cost of Issuance	Measure A Interest	Developer Fees & Temporary Funding	Measure V Bond Funds		
9038	Increase Developer Fee funding to reflect additional flooring work	10/14/22	01/11/23						8,932.00		8,932.00
9038	Increase Developer Fee funding to reflect installation of ramps for the 621 Orchard Ave Shelley Dally Early Learning Village project	10/24/22	01/11/23						59,907.92		59,907.92
9038	Increase Developer Fee funding to reflect removal of ramps for the 621 Orchard Ave Shelley Dally Early Learning Village project	11/04/22	01/11/23						26,500.00		26,500.00
9038	Increase Measure A Funding. Transferred from Program Expense budget to reflect construction management services for October 2022.	11/10/22	01/11/23		3,353.75						3,353.75
9038	Increase Measure A Funding. Transferred from Program Expense budget to reflect construction management services for November 2022.	12/12/22	01/11/23		1,670.00						1,670.00

Vacaville Unified School District - Measure A
Fairmont Preschool Project

Budget Detail Report
Project ID: 9749

Funding			
Funding Source	Funding	Funding Changes	Current Funding
22 - Measure A Bond Funds	-	-	-
01 - Grants and Other Revenue	1,478,591	(504,163)	974,428
21 - Measure V Bond Funds	-	-	-
25 - Developer Fees	-	890,000	890,000
TF - Developer Fees as Temporary Funding	-	-	-
Total Funding	1,478,591	385,837	1,864,428



Account Description	CPM Account Code	District Object Code	Budgets through 12/21/22				Committed through 12/21/22			Expenditures through 12/21/22			
			Initial Budget	Prior Periods Changes	Current Period Changes	Revised Budget	Initial Commitment	Approved Changes	Revised Committed	Expensed To Date	Unspent Committed	Unspent Budget	Uncommitted Budget
A - Site Costs													
Site Surveys	6120.005	6120		6,200	-	6,200	6,200	-	6,200	6,200	-	-	-
CEQA	6190.001	6119	7,351	180	-	7,531	7,531	(1)	7,530	7,530	-	1	1
Site Costs			7,351	6,380	-	13,731	13,731	(1)	13,730	13,730	-	1	1
B - District and Agency Costs													
DSA Plan Check Fees	6201	6200	16,380	-	-	16,380	16,380	-	16,380	16,380	-	-	-
Fees - CEQA	6207.022	6200	50	-	-	50	50	-	50	50	-	-	-
District and Agency Costs			16,430	-	-	16,430	16,430	-	16,430	16,430	-	-	-
C - Consultant Costs													
Program and Project Management Services	6208	6200	98,000	-	-	98,000	-	-	-	-	-	98,000	98,000
Architect and Engineering	6210	6200	2,940	89,225	-	92,165	82,035	9,990	92,025	79,141	12,884	13,024	140
Energy Management System (EMS)	6214.009	6200	2,500	-	-	2,500	-	-	-	-	-	2,500	2,500
Consultant Costs			103,440	89,225	-	192,665	82,035	9,990	92,025	79,141	12,884	113,524	100,640
D - Documents and Bid Costs													
Printing and Distribution	6231	5803	3,000	-	-	3,000	3,000	-	3,000	2,182	818	818	-
Advertisements & Notices	6233	6200	941	837	-	1,778	1,778	-	1,778	1,778	-	-	-
Documents and Bid Costs			3,941	837	-	4,778	4,778	-	4,778	3,960	818	818	-
E - Construction Costs													
Site Contractor	6240	6200	600,000	290,000	-	890,000	890,000	-	890,000	710,115	179,885	179,885	-
General Contractor - Perm. Modular Bldg	6243.017	6200	454,658	-	-	454,658	454,658	-	454,658	390,986	63,672	63,672	-
Main Contractor - Intrusion	6245.009	6200	1,500	-	-	1,500	-	-	-	-	-	1,500	1,500
Main Contractor - EMS	6245.011	6200	2,500	-	-	2,500	-	-	-	-	-	2,500	2,500
Miscellaneous Construction Costs	6259	6200	59,092	-	-	59,092	59,092	-	59,092	56,953	2,140	2,140	-
Construction Costs			1,117,750	290,000	-	1,407,750	1,403,750	-	1,403,750	1,158,054	245,697	249,697	4,000
F - Construction Support & Other Costs													
Inspection	6261	6200	37,850	8,775	-	46,625	46,625	-	46,625	31,625	15,000	15,000	-
Testing	6263	6200	15,000	9,360	-	24,360	24,360	-	24,360	8,200	16,160	16,160	-
CM Construction	6267	6200	59,200	-	-	59,200	-	-	-	-	-	59,200	59,200
Construction Support & Other Costs			112,050	18,135	-	130,185	70,985	-	70,985	39,825	31,160	90,360	59,200

Account Description	CPM Account Code	District Object Code	Budgets through 12/21/22				Committed through 12/21/22			Expenditures through 12/21/22			
			Initial Budget	Prior Periods Changes	Current Period Changes	Revised Budget	Initial Commitment	Approved Changes	Revised Committed	Expensed To Date	Unspent Committed	Unspent Budget	Uncommitted Budget
G - Furniture & Equipment Costs													
F&E-Capitalized - Non-Tech (New)	6420	6400	52,629	2,649	-	55,278	-	-	-	-	-	55,278	55,278
Furniture & Equipment Costs			52,629	2,649	-	55,278	-	-	-	-	-	55,278	55,278
H- Miscellaneous Project Costs													
Moving and Storage	6274	6200	15,000	-	-	15,000	-	-	-	-	-	15,000	15,000
Miscellaneous Project Costs			15,000	-	-	15,000	-	-	-	-	-	15,000	15,000
I - Contingencies													
Construction Contingency	6297	6297	20,000	(12,360)	-	7,640						7,640	7,640
Project Contingency	6298	6298	15,000	(9,029)	-	5,971						5,971	5,971
Owner Contingency	6299	6299	15,000	-	-	15,000						15,000	15,000
Contingencies			50,000	(21,389)	-	28,611	-	-	-	-	-	28,611	28,611
Grand Total			1,478,591	385,837	-	1,864,428	1,591,709	9,989	1,601,698	1,311,140	290,558	553,288	262,730

		% of Hard Costs	% of Total Project
Hard Construction Costs:	\$1,407,750	100.00%	75.51%
Soft Costs:	\$372,789	26.48%	19.99%
F&E:	\$55,278	3.93%	2.96%
Contingencies:	\$28,611	2.03%	1.53%
	1,864,428		

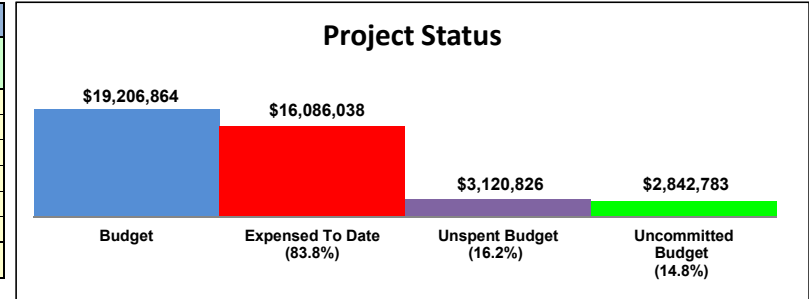
Vacaville Unified School District - Measure A

Budget Detail Report

Program Expense

Project ID: 9002

Funding			
Funding Source	Funding	Funding Changes	Current Funding
22 - Measure A Bond Funds	17,529,868	801,928	18,331,795
01 - Grants and Other Revenue	-	-	-
21 - Measure V Bond Funds	33,805	3,762	37,567
25 - Developer Fees	13,128	737,500	750,628
01 - Prop 39 Energy Funds-General Fund	140,080	(53,207)	86,873
TF - Developer Fees as Temporary Funding	-	-	-
Total Funding	17,716,880	1,489,984	19,206,864



Account Description	CPM Account Code	District Object Code	Budgets through 12/21/22				Committed through 12/21/22			Expenditures through 12/21/22			
			Initial Budget	Prior Periods Changes	Current Period Changes	Revised Budget	Initial Commitment	Approved Changes	Revised Committed	Expensed To Date	Unspent Committed	Unspent Budget	Uncommitted Budget
A - Program Operating Costs													
District Facilities Staff	3000	Various	3,461,000	-	-	3,461,000	2,589,785	-	2,589,785	2,589,785	-	871,215	871,215
Equipment and Supplies	4300	4300		29	-	29	790	(761)	29	29	-	-	-
Safety Supplies	4335	4335		104	-	104	104	-	104	104	-	-	-
F&E-Non Capitalized - Non-Tech	4400	4400		11,431	-	11,431	11,106	326	11,431	11,431	-	-	-
F&E-Non-Capitalized - Tech	4470	4415		10,637	-	10,637	10,637	-	10,637	10,637	-	-	-
Advertising	5874	5821		546	-	546	546	-	546	546	-	-	-
Printing and Distribution	6231	5803		3,667	-	3,667	2,016	1,651	3,667	2,757	910	910	-
Communications/Public Relations	5945	5900	5,000	-	-	5,000	-	-	-	-	-	5,000	5,000
Postage and Shipping	5950	5902	1,000	-	-	1,000	-	-	-	-	-	1,000	1,000
Other Program Operating Costs	6211	5800	25,000	(13,473)	-	11,527	1,262	5,162	6,424	6,424	-	5,103	5,103
District and Agency Costs			3,492,000	12,941	-	3,504,941	2,616,246	6,378	2,622,623	2,621,714	910	883,227	882,318
B - Consultant Costs													
Technology License	5800	5800	140,080	(54,777)	-	85,304	70,499	14,805	85,304	85,304	-	-	-
Audit Services	5810	5823	100,000	363,071	-	463,071	278,733	(4,613)	274,121	227,608	46,513	235,463	188,950
CDE Plan Check Fees	6203	6200		1,597	7,183	8,780	8,780	-	8,780	8,780	-	-	-
Architect and Engineering	6210	6200		38,097	-	38,097	51,000	(12,903)	38,097	29,063	9,034	9,034	-
Program and Project Management Services	6208	6200	13,583,000	618,260	(23,713)	14,177,547	5,601,043	6,947,167	12,548,211	12,548,211	-	1,629,336	1,629,336
ADA Consulting Services	6204	6200		171,400	-	171,400	171,400	(12,936)	158,464	158,464	-	12,936	12,936
Facilities Master Planning Services	6206	6200	150,000	142,500	-	292,500	287,500	5,000	292,500	225,577	66,923	66,923	-
Legal Fees and Services	5815	5822	75,000	178,720	-	253,720	131,630	24,056	155,685	141,255	14,430	112,465	98,035
DSA Fees	5811	5811		500	-	500	500	-	500	500	-	-	-
Miscellaneous Other Contracts	5867	5867	3,500	-	19,500	23,000	23,000	-	23,000	19,250	3,750	3,750	-
Miscellaneous Program/Planning Costs	6229	6200	173,300	41,388	(26,683)	188,005	130,083	26,713	156,796	20,312	136,484	167,693	31,209
Consultant Costs			14,424,880	1,500,756	(23,713)	15,701,923	6,754,168	6,987,289	13,741,457	13,464,324	277,133	2,237,599	1,960,466
Grand Total			17,716,880	1,513,697	(23,713)	19,206,864	9,370,414	6,993,666	16,364,080	16,086,038	278,043	3,120,826	2,842,783

**Vacaville Unified School District - Measure A
Budget Modification Detail Log**

Current Period Budget Modifications: **(\$23,713.09)**

Prior Period Budget Modifications: \$1,513,696.76

Total Budget Modifications: \$1,489,983.67

Program Expense

Budget Modifications through 12/21/22								
Project ID	Transaction Date	Publishing Date	Fiscal Year	CPM Object Code	District Object Code	Account Description	Reason for Modification	Amount
9002	10/11/22	01/11/23	22-23	5867	5867	Miscellaneous Other Contracts	Increase budget to reflect contract for CalSHAPE grant assistance	19,500.00
9002	10/11/22	01/11/23	22-23	6229	6200	Miscellaneous Program/Planning Costs	Reduce budget to fund Miscellaneous Other Contracts	(19,500.00)
9002	11/10/22	01/11/23	22-23	6208	6200	Program and Project Management Services	Reduce budget. Transfer to the Hemlock, WCW HS Theater, Technology, and Shelley Dally Early Learning Center projects to reflect construction management services through 10/31/22	(13,693.75)
9002	12/08/22	01/11/23	22-23	6203	6200	CDE Plan Check Fees	Increase budget to reflect final plan review fees to close out projects at Jepson and Kairos	7,182.79
9002	12/08/22	01/11/23	22-23	6229	6200	Miscellaneous Program/Planning Costs	Reduce budget to fund CDE Plan Check Fees	(7,182.79)
9002	12/12/22	01/11/23	22-23	6208	6200	Program and Project Management Services	Reduce budget. Transfer to the Hemlock, WCW Theater, Technology, and Shelley Dally Early Learning Center projects to reflect construction management services through 11/30/22	(10,019.34)

**Vacaville Unified School District - Measure A
Funding Modification Detail Log**

As of: 12/21/22

Program Expense

Total Funding Modifications: \$0.00 (\$23,713.09) \$0.00 \$0.00 \$0.00 \$0.00 \$0.00 \$0.00 (\$23,713.09)

Funding Modifications											
Project ID	Reason for Change	Transaction Date	Publishing Date	State Funding	Local Funding					Grants and Other Revenue	Total Net Modification
				Prop 39	Measure A Funding	Cost of Issuance	Measure A Interest	Developer Fees & Temporary Funding	Measure V Bond Funds		
9002	Decrease Measure A funding. Transfer to the Hemlock, WCW Theater, Technology, and Shelley Dally Early Learning Center projects to reflect construction management services for October 2022	11/10/22	01/11/23		(13,693.75)						(13,693.75)
9002	Decrease Measure A funding. Transfer to the Hemlock, WCW Theater, Technology, and Shelley Dally Early Learning Center projects to reflect construction management services for November 2022	12/12/22	01/11/23		(10,019.34)						(10,019.34)

**Vacaville Unified School District - Measure A
Committed Costs Summary Report**

As of: 12/21/22

Total Committed Amount										Changes since last published: 11/09/22	
Commitment ID	Vendor	Committed Date	Project ID	Description of Services	Initial Committed Amount	Changes	Revised Committed Amount	Expenditures To Date	Commitment Balance	Commitment Change	Expenditures Change
3QC #04	3QC Inc.	08/13/20	9736	McClellan: Commissioning Services	58,550.00		58,550.00	47,766.45	10,783.55	-	2,046.75
3QC #05	3QC Inc.	02/03/21	9733	Commissioning Services	20,500.00		20,500.00	11,719.35	8,780.65	-	2,067.20
3QC #06	3QC Inc.	09/28/21	9740	Commissioning Services	22,300.00		22,300.00	7,868.18	14,431.82	-	-
AB #01	Abide Builders, Inc.	08/16/21	9038	BP 21-12: Site Work General Contractor services	1,190,000.00	338,160.76	1,528,160.76	1,451,752.72	76,408.04	-	37,023.40
AMZ #08	Amazon	12/02/21	9742	Mitel Phones	2,594.78		2,594.78	-	2,594.78	-	-
AN #11	Architectural Nexus, Inc.	06/29/21	9002	OPSC Grant Application Prep: Jepson	22,310.00		22,310.00	13,276.14	9,033.86	-	-
APB #02	APB Inspections	03/25/21	9733	Inspection services	152,800.00		152,800.00	124,350.00	28,450.00	5,000.00	9,700.00
APB #04	APB Inspections	04/11/22	9748	Improvements: inspection services	40,200.00	20,000.00	60,200.00	46,600.00	13,600.00	20,000.00	7,750.00
ARC #06	American River Construction, Inc.	04/13/22	9748	General Contractor services	2,430,000.00	307,072.33	2,737,072.33	2,297,650.67	439,421.66	202,811.67	418,050.64
AS #14	Allied Storage Containers	10/05/22	9730	Purchase of one (1) storage container	6,703.75		6,703.75	6,703.75	-	-	6,703.75
AT #07	Alarmtech	11/29/21	9736	Alarm system: site	11,093.93		11,093.93	7,181.86	3,912.07	-	-
AT #08	Alarmtech	10/11/22	9748	Alarm system: Band Room	807.29		807.29	807.29	-	807.29	807.29
ATI #02	AC Martin (formerly ATI Arch)	11/09/20	9737	Architectural and Engineering services	236,710.00		236,710.00	232,607.91	4,102.09	-	4,627.88
ATI #03	AC Martin (formerly ATI Arch)	11/11/20	9038	Architectural and Engineering services	196,336.00	15,075.00	211,411.00	177,234.08	34,176.92	-	2,377.11
BB #04	Best Buy	06/02/22	9742	Vaca Peña Conference room monitors	1,201.35	(194.63)	1,006.72	1,006.72	-	(194.63)	-
BB #05	Best Buy	09/26/22	9748	Replacement TV	756.86		756.86	-	756.86	-	-
BBL #01	Budget Blinds	06/01/22	9736	Blinds throughout site	28,264.75		28,264.75	-	28,264.75	-	-
BBL #02	Budget Blinds	11/16/22	9741	Blinds (6) for offices	1,592.68		1,592.68	-	1,592.68	1,592.68	-
BTM #01	BT Mancini	11/01/22	9733	Manual Height Basketball Hoop Adjusters	12,170.00		12,170.00	-	12,170.00	12,170.00	-
CDE #05	California Department of Education	10/11/22	9730	Review of plans	7,198.65		7,198.65	7,198.65	-	-	7,198.65
CDE #06	California Department of Education	12/08/22	9002	Final plan review fees for Kairos 57/70573-65	1,117.99		1,117.99	1,117.99	-	1,117.99	1,117.99
CDE #07	California Department of Education	12/12/22	9002	Final plan review fees for Jepson 57/0573-62	6,064.80		6,064.80	6,064.80	-	6,064.80	6,064.80
CDI #40	CDI	03/14/22	multiple	Front Row Equipment	610,345.20	(8,348.45)	601,996.75	601,996.75	-	11,651.55	11,651.55
CDI #42	CDI	03/29/22	9742	Ruckus access points, licenses	15,584.21		15,584.21	15,584.21	-	-	15,584.21
CDI #45	CDI	08/03/22	9742	VHS: Clevertouch Display Board (4)	16,815.60		16,815.60	-	16,815.60	-	-
CEC #04	Capital Engineering Consultants, Inc.	10/11/22	9002	CalSHAPE grant application assistance	19,500.00		19,500.00	15,750.00	3,750.00	19,500.00	15,750.00
CIM #01	Cimico Signs	10/04/22	9733	Steve Green Memorial Gym Sign and Install	3,999.38		3,999.38	3,999.38	-	-	1,999.69
CL #01	Class Leasing, Inc.	05/03/21	9038	General Contractor: modular classrooms	1,291,078.28		1,291,078.28	1,088,475.90	202,602.38	-	-
CL #02	Class Leasing, Inc.	12/20/21	9749	General Contractor: modular classrooms	454,658.00		454,658.00	390,986.00	63,672.00	-	-
CNC #07	Consolidated Networks Corp	10/26/22	9742	On-Call Technology service work	9,899.25		9,899.25	-	9,899.25	9,899.25	-
CPM #03	Capital Program Management, Inc.	12/17/21	9002	Program, project, and budget management services	3,758,330.00		3,758,330.00	2,933,845.03	824,484.97	-	644,530.80
CWS #02	Construction West Services, Inc.	09/12/22	9737	Portable - BP22-13: General Contractor Services	226,239.00		226,239.00	196,129.40	30,109.60	-	196,129.40
CWS #03	Construction West Services, Inc.	11/18/22	9740	Kindergarten classroom casework	55,704.00		55,704.00	-	55,704.00	55,704.00	-
DLF #01	DL Falk Construction, Inc.	08/23/21	9733	General Contractor Services	4,432,000.00		4,432,000.00	4,194,783.01	237,216.99	-	367,815.40
DP #05	Diepenbrock Elkin	06/22/22	9002	Legal Services thru June 2023	15,000.00		15,000.00	570.00	14,430.00	-	-
DSA #32	Division of State Architects	02/08/21	9737	DSA Plan Review fees - Technology work	1,700.00	6,934.48	8,634.48	8,634.48	-	5,934.48	5,934.48
DTC #01	DTC Lighting and Grip	11/29/21	9734	Dimmer Rack	40,958.32	(1.85)	40,956.47	40,956.47	-	(1.85)	7,326.35
EDI #06	Enso Designs, Inc.	04/02/21	9743	Architectural and Engineering services	46,740.00		46,740.00	33,010.00	13,730.00	-	-
FH #01	F&H Construction	05/17/21	9736	McClellan: BP21-02 General Contractor Services	12,628,000.00	1,188,844.08	13,816,844.08	13,568,813.34	248,030.74	42,392.45	398,817.15
GHD #14	GHD, Inc.	07/15/20	9038	CEQA services	24,360.00		24,360.00	22,836.77	1,523.23	-	-
GHD #19	GHD, Inc.	11/04/21	9749	CEQA services	7,531.00	(0.68)	7,530.32	7,530.32	-	(0.68)	204.69
HON #01	Honey Bucket Portable Restrooms	12/15/22	9747	Portable restroom rental	285.00		285.00	-	285.00	285.00	-
HYA #4	Hibser Yamauchi Architects	08/04/16	9002	Facilities and Master Planning services	287,500.00	5,000.00	292,500.00	225,576.97	66,923.03	-	-
HYA #10	Hibser Yamauchi Architects	05/29/18	9730	Architectural and Engineering services	2,791,800.00		2,791,800.00	2,748,607.25	43,192.75	-	1,570.00
HYA #16	Hibser Yamauchi Architects	06/29/21	9740	Architectural and Engineering services	338,135.00	23,304.50	361,439.50	315,668.64	45,770.86	23,304.50	3,978.41
HYA #17	Hibser Yamauchi Architects	06/29/21	9747	Architectural and Engineering services	240,537.00	17,219.00	257,756.00	223,809.31	33,946.69	7,719.00	3,301.71
HYA #18	Hibser Yamauchi Architects	06/29/21	9741	Architectural and Engineering services	148,777.00	8,311.75	157,088.75	138,583.14	18,505.61	8,311.75	1,458.76
HYA #19	Hibser Yamauchi Architects	08/25/21	9749	Architectural and Engineering services	79,095.00	10,130.00	89,225.00	76,341.10	12,883.90	-	-
HYA #20	Hibser Yamauchi Architects	09/28/21	9754	Architectural and Engineering services	84,645.00		84,645.00	68,995.13	15,649.87	-	6,643.60
HYA #21	Hibser Yamauchi Architects	03/29/22	9737	Portable - architectural and engineering services	35,030.00		35,030.00	32,309.50	2,720.50	-	6,121.80
ISOM #03	Isom Advisors	08/29/20	9002	Annual Debt Transparency Reports	3,875.00	36,125.00	40,000.00	3,487.50	36,512.50	-	-

Committed Costs Summary Report

As of: 12/21/22

Total Committed Amount										Changes since last published: 11/09/22	
Commitment ID	Vendor	Committed Date	Project ID	Description of Services	Initial Committed Amount	Changes	Revised Committed Amount	Expenditures To Date	Commitment Balance	Commitment Change	Expenditures Change
JAM #05	James A. Marta	04/27/21	9002	Bond Program Audit services (2020-21 thru 2022-23)	24,000.00		24,000.00	14,000.00	10,000.00	-	3,500.00
JCI #3	Johnson Controls Inc.	04/28/17	multiple	EMS Professional Services (Task Orders per site)	150,000.00	300,000.00	450,000.00	281,554.80	168,445.20	-	-
JCI #27	Johnson Controls Inc.	05/03/22	9736	McClellan: EMS controls	374.44		374.44	374.44	-	-	374.44
JCI #28	Johnson Controls Inc.	06/23/22	9734	EMS Materials	7,455.18		7,455.18	-	7,455.18	-	-
JLC #01	JL Construction, Inc.	10/29/20	9736	BP 20-07: modular classrooms	2,347,000.00	(40,690.60)	2,306,309.40	2,306,309.40	-	-	115,315.49
KER #01	Kerex Engineering, Inc.	04/28/22	9749	Sitework general contractor	890,000.00		890,000.00	710,115.00	179,885.00	-	-
KER #02	Kerex Engineering, Inc.	11/04/22	9038	Removal of Ramps	26,500.00		26,500.00	-	26,500.00	26,500.00	-
LM #05	L&M Rental Fence, Inc.	12/05/22	9743	Elmira - Temporary fence rental	1,080.60		1,080.60	1,080.60	-	1,080.60	1,080.60
LMC #5	Landmark Construction	03/01/19	9730	Facilities Lease	245,612.00	22,021,941.81	22,267,553.81	22,267,553.81	-	0.57	97,275.73
LMC #07	Landmark Construction	10/24/22	9730	Waterline work at Building C	4,209.93		4,209.93	4,209.93	-	4,209.93	4,209.93
LPW #09	Landscape and Paver Works, Inc.	12/13/22	multiple	Callison, Cooper: landscape work	14,900.00		14,900.00	14,900.00	-	-	14,900.00
MBC #01	MBarC Construction	11/09/22	multiple	Alamo, Padan: shade structures	302,401.80		302,401.80	-	302,401.80	302,401.80	-
MPE #19	Mid Pacific Engineering, Inc.	03/22/21	9736	McClellan: Special inspections consultant	188,000.00	20,000.00	208,000.00	202,397.41	5,602.59	-	450.00
MPE #22	Mid Pacific Engineering, Inc.	08/13/21	9737	Special inspections consultant	29,735.00	7,081.60	36,816.60	36,511.63	304.97	-	-
MPE #23	Mid Pacific Engineering, Inc.	08/13/21	9733	Special inspections consultant	98,270.00		98,270.00	63,632.50	34,637.50	-	2,550.00
MPE #24	Mid Pacific Engineering, Inc.	08/23/21	9038	Special inspections consultant	15,000.00	13,000.00	28,000.00	26,040.19	1,959.81	-	-
MPE #28	Mid Pacific Engineering, Inc.	04/11/22	9748	Special inspections consultant	31,550.00		31,550.00	12,100.00	19,450.00	-	-
MPE #29	Mid Pacific Engineering, Inc.	05/17/22	multiple	Alamo, Padan, Vaca Pena: special inspections	72,110.00	(13,595.00)	58,515.00	44,355.00	14,160.00	-	15,492.50
MPE #30	Mid Pacific Engineering, Inc.	06/02/22	multiple	Triplets: special inspections and testing	90,365.00		90,365.00	21,690.00	68,675.00	-	7,790.00
MPE #31	Mid Pacific Engineering, Inc.	05/12/22	9749	Special Inspections and Material Testing	24,360.00		24,360.00	8,200.00	16,160.00	-	902.50
OD #25	One Diversified	11/19/21	9742	88 Idea Boards - multiple sites	104,803.82	(15,636.81)	89,167.01	89,167.01	-	(15,636.81)	-
OD #27	One Diversified	02/14/22	9742	Projectors, Lenses, Mounts - multiple sites	33,666.16		33,666.16	15,163.56	18,502.60	-	-
OD #28	One Diversified	05/03/22	9742	100 McClellan Projector and screen	14,563.65		14,563.65	2,307.28	12,256.37	-	-
OD #29	One Diversified	05/16/22	9742	Vaca Peña: band room projector and screen	12,808.30		12,808.30	7,412.92	5,395.38	-	-
OD #30	One Diversified	06/01/22	9734	Projection screen for theater	6,632.69		6,632.69	-	6,632.69	-	-
OD #31	One Diversified	09/14/22	9742	VHS: library projector	5,391.13		5,391.13	4,995.38	395.75	-	4,995.38
OD #32	One Diversified	09/27/22	9742	Vaca Peña: band room projector lens	437.63		437.63	-	437.63	-	-
PPS #25	Pacific Power & Systems	06/30/21	9742	M&O: phone purchase and install	7,850.00		7,850.00	-	7,850.00	-	-
PPS #28	Pacific Power & Systems	10/11/22	9737	GC services for BP 22-12	1,317,800.00		1,317,800.00	741,902.50	575,897.50	-	741,902.50
PPS #29	Pacific Power & Systems	10/11/22	9747	Purchase of two (2) bull horn exterior speakers	410.00		410.00	410.00	-	-	410.00
RGA #05	Rainforth Grau Architects	08/12/20	9733	Architectural and Engineering services	367,000.00	25,000.00	392,000.00	380,259.35	11,740.65	-	11,520.00
RGA #06	Rainforth Grau Architects	02/22/21	9748	Architectural and Engineering services	276,000.00	65,650.00	341,650.00	316,342.47	25,307.53	-	37,955.72
RGA #07	Rainforth Grau Architects	06/29/21	9746	Architectural and Engineering services	147,500.00		147,500.00	131,625.00	15,875.00	-	10,125.00
RGA #08	Rainforth Grau Architects	06/29/21	9745	Architectural and Engineering services	122,500.00		122,500.00	107,250.00	15,250.00	-	8,250.00
RGA #09	Rainforth Grau Architects	06/30/21	9744	Architectural and Engineering services	172,500.00		172,500.00	156,000.00	16,500.00	-	12,000.00
RSA #02	RSAnalysis Inc.	08/23/22	9730	Kitchen hood smoke testing	1,960.00		1,960.00	1,960.00	-	-	1,960.00
RSI #02	Russell Sigler, Inc.	01/31/22	9740	25 Ton unit	50,000.00		50,000.00	46,409.41	3,590.59	-	46,409.41
SAB #01	Saboo, Inc.	05/18/22	multiple	Trio: General Contractor services (BP #22-04)	4,450,878.00	(89,312.37)	4,361,565.63	3,773,423.18	588,142.45	(89,312.37)	126,394.37
SAB #02	Saboo, Inc.	05/18/22	9740	General Contractor services	1,769,000.00	(157,810.44)	1,611,189.56	1,142,375.95	468,813.61	(157,810.44)	282,901.45
SAS #01	Sentry Air Systems, Inc.	11/14/22	9748	Fume Hoods (4)	19,927.25		19,927.25	-	19,927.25	19,927.25	-
SBM #02	Schreder & Brandt Manufacturing, Inc.	05/19/22	multiple	BP22-03: General Contractor Services (Triplets)	4,347,000.00	(440,806.00)	3,906,194.00	3,640,350.86	265,843.14	-	48,225.71
SBR #01	Sunbelt Rentals	08/01/22	9740	Rental of HVAC Equipment	7,865.96	8,672.27	16,538.23	14,430.93	2,107.30	-	14,430.93
SBR #02	Sunbelt Rentals	11/09/22	multiple	100 McCl, Padan: Rental of HVAC Equipment	8,760.74		8,760.74	8,760.74	-	8,760.74	8,760.74
SBR #03	Sunbelt Rentals	12/09/22	9736	Rental of HVAC Equipment	484.95		484.95	484.95	-	484.95	484.95
SCG #07	Structure Consultants Group	02/16/21	9736	Resident inspection services	314,280.00		314,280.00	298,430.00	15,850.00	-	14,960.00
SCG #09	Structure Consultants Group	02/16/21	9038	Resident inspection services	49,240.00	-	49,240.00	48,070.00	1,170.00	-	660.00
SCG #10	Structure Consultants Group	02/16/21	9737	Resident inspection services	78,700.00	-	78,700.00	47,850.00	30,850.00	-	10,890.00
SCG #15	Structure Consultants Group	03/29/22	multiple	Alamo, Padan, Vaca Peña: Resident Inspection Services	90,280.00		90,280.00	77,660.00	12,620.00	-	26,620.00
SCG #16	Structure Consultants Group	03/29/22	multiple	Browns Valley, Callison, Cooper: Resident Inspection Services	48,520.00		48,520.00	41,140.00	7,380.00	-	5,720.00
SCG #17	Structure Consultants Group	04/11/22	multiple	WCW Tech, Fairmont: resident inspection services	65,140.00		65,140.00	28,490.00	36,650.00	-	10,450.00
SH #03	Solano Hardwoods	10/07/22	9038	Additional surface work	8,932.00		8,932.00	8,932.00	-	8,932.00	8,932.00

Committed Costs Summary Report

As of: 12/21/22

Total Committed Amount										Changes since last published: 11/09/22	
Commitment ID	Vendor	Committed Date	Project ID	Description of Services	Initial Committed Amount	Changes	Revised Committed Amount	Expenditures To Date	Commitment Balance	Commitment Change	Expenditures Change
SITX #05	Steel Inspectors of Texas	05/17/22	9749	In-plant inspection services	3,000.00		3,000.00	-	3,000.00	-	-
SL #01	SiteLogiq	10/24/22	9740	Replace lighting fixtures	4,820.00		4,820.00	4,820.00	-	-	4,820.00
SL #02	SiteLogiq	12/20/22	9755	HVAC Retrofit at Vaca Peña	1,336,286.00		1,336,286.00	-	1,336,286.00	1,336,286.00	-
SO #06	School Outfitters	10/11/22	9742	(5) Charging stations	3,368.06		3,368.06	-	3,368.06	3,368.06	-
SPE #01	Specified Play Equipment	03/29/22	9038	Furnish and install playground equipment	59,092.44		59,092.44	-	59,092.44	-	-
SPE #02	Specified Play Equipment	03/29/22	9749	Furnish and install playground equipment	59,092.44		59,092.44	56,952.61	2,139.83	-	-
SPE #03	Specified Play Equipment	09/12/22	9737	Furnish and install playground equipment	101,209.00	10,676.03	111,885.03	-	111,885.03	10,676.03	-
SR #7	Signature Reprographics	12/09/15	9002	Printing and reprographic services	1,000.00	1,600.00	2,600.00	1,690.46	909.54	-	-
SR #20	Signature Reprographics	02/07/20	9736	Printing and reprographic services	5,000.00	15,000.00	20,000.00	18,096.65	1,903.35	-	-
SR #21	Signature Reprographics	03/09/20	9734	Printing and reprographic services	500.00		500.00	364.07	135.93	-	-
SR #22	Signature Reprographics	08/21/20	9733	Printing and reprographic services	5,000.00		5,000.00	2,918.62	2,081.38	-	-
SR #23	Signature Reprographics	08/25/20	9038	Printing and reprographic services	5,000.00		5,000.00	4,333.63	666.37	-	-
SR #24	Signature Reprographics	11/09/20	9737	Printing and reprographic services	5,000.00	975.52	5,975.52	5,975.52	-	(1,524.48)	-
SR #26	Signature Reprographics	01/25/21	9748	Printing and reprographic services	5,000.00		5,000.00	1,954.04	3,045.96	-	10.88
SR #29	Signature Reprographics	04/23/21	9740	Printing and reprographic services	4,000.00		4,000.00	3,798.69	201.31	-	-
SR #30	Signature Reprographics	04/23/21	9747	Printing and reprographic services	4,000.00		4,000.00	1,899.12	2,100.88	-	-
SR #31	Signature Reprographics	04/23/21	9741	Printing and reprographic services	4,000.00		4,000.00	3,473.39	526.61	-	24.21
SR #36	Signature Reprographics	10/04/21	9749	Printing and reprographic services	3,000.00		3,000.00	2,182.29	817.71	-	-
SR #37	Signature Reprographics	04/15/22	9754	Printing and reprographic services	4,000.00		4,000.00	1,118.00	2,882.00	-	30.25
SR #38	Signature Reprographics	11/09/22	9748	Legacy Panels (6)	7,071.38		7,071.38	-	7,071.38	7,071.38	-
SSE #33	Sierra School Equipment Co	05/16/22	multiple	Padan, Vaca Peña: Furniture and equipment	38,163.24		38,163.24	12,497.29	25,665.95	-	12,497.29
SSE #34	Sierra School Equipment Co	06/23/22	9744	Desks and chairs for site	18,305.41		18,305.41	18,305.41	-	-	18,305.41
SSE #35	Sierra School Equipment Co	09/12/22	9746	Furniture and whiteboards	27,877.93		27,877.93	-	27,877.93	-	-
SSE #36	Sierra School Equipment Co	09/12/22	9747	Security Box Truck	1,772.86		1,772.86	1,772.86	-	-	1,772.86
SSE #37	Sierra School Equipment Co	10/11/22	9754	Desks and chairs for site	155,881.65		155,881.65	-	155,881.65	-	-
SSE #38	Sierra School Equipment Co	10/24/22	9736	Expoxy Apron Tables	12,879.85		12,879.85	-	12,879.85	12,879.85	-
SSE #39	Sierra School Equipment Co	11/04/22	9748	Fume Hood Carts (3)	6,875.19		6,875.19	-	6,875.19	6,875.19	-
TCF #26	Tri-City Fence Company, Inc.	11/10/22	9736	Parking lot area gates	11,065.00		11,065.00	-	11,065.00	11,065.00	-
TMP #06	TMP Services	10/24/22	9038	Purchase and Installation of ADA ramps	59,907.92		59,907.92	-	59,907.92	59,907.92	-
ULN #01	ULINE	08/12/22	9742	Mobile Carts (30)	5,514.38	321.69	5,836.07	5,836.07	-	321.69	5,836.07
VEC #39	Vista Environmental Consulting	06/07/21	9748	Exterior Paint: HazMat survey and reporting	22,890.00		22,890.00	7,532.50	15,357.50	-	-
VEC #49	Vista Environmental Consulting	04/11/22	9754	Hazardous material monitoring services	18,745.00		18,745.00	-	18,745.00	-	-
VEC #50	Vista Environmental Consulting	04/11/22	multiple	Alamo, Padan, Vaca Peña: hazardous material monitoring services	48,620.00	(33,417.25)	15,202.75	15,202.75	-	(18,143.00)	657.00
VEC #52	Vista Environmental Consulting	06/01/22	9748	Hazardous material monitoring services	30,870.00		30,870.00	1,050.00	29,820.00	-	-
VRS #45	Valley Relocation Services	06/01/22	9740	Move services	21,552.00		21,552.00	14,510.88	7,041.12	-	-
VRS #47	Valley Relocation Services	11/03/22	9737	Move services for kinder portable	1,367.00		1,367.00	-	1,367.00	1,367.00	-
VRS #48	Valley Relocation Services	11/09/22	9748	Move services for Music Room	4,691.00		4,691.00	-	4,691.00	4,691.00	-
WCE #18	Warren Consulting Engineers, Inc.	09/29/22	9740	Bud Drop off Land survey as-built services	3,400.00		3,400.00	-	3,400.00	-	-
WCF #01	West Coast Fire & Water	08/08/22	9748	Cleaning of 48 classrooms	59,275.00	22,029.43	81,304.43	81,304.43	-	4,000.00	22,029.43
WMS #11	Waters Moving & Storage	08/29/22	9748	Music room: move services, storage rental	7,200.00		7,200.00	5,600.00	1,600.00	-	1,600.00

Committed Costs Summary Report

As of: 12/21/22

Total Committed Amount										Changes since last published: 11/09/22	
Commitment ID	Vendor	Committed Date	Project ID	Description of Services	Initial Committed Amount	Changes	Revised Committed Amount	Expenditures To Date	Commitment Balance	Commitment Change	Expenditures Change
WP #03	19SixArchitects (formerly Williams+Paddon Architects+Planners)	04/27/20	9736	McClellan: Architectural and Engineering services	1,169,625.00	64,800.00	1,234,425.00	1,134,751.43	99,673.57	-	21,443.88
WSUP #03	Wilco Supply	12/14/22	9736	Lock Cylinders (16)	918.58		918.58	-	918.58	918.58	-
PAYROLL	VUSD Measure A Payroll	Various	9002	Measure A Bond Program Payroll	2,589,785.41	1,475.83	2,591,261.24	2,591,261.24	-	91,928.55	91,928.55

NOTE:
Report shows only contracts with open balances.

Total Open Commitments:	\$ 50,342,938.56	\$ 1,799,198.51	\$ 52,142,137.07	\$ 44,413,794.34	\$ 7,728,342.73	\$ 1,965,502.55	\$ 3,610,461.99
Total Closed Commitments:	\$ 126,370,058.07	\$ 33,542,394.58	\$ 159,912,452.65	\$ 159,912,452.65	\$ -	\$ 109,793.69	\$ 463,646.65
Totals:	\$ 176,712,996.63	\$ 35,341,593.09	\$ 212,054,589.72	\$ 204,326,246.99	\$ 7,728,342.73	\$ 2,075,296.24	\$ 4,074,108.64

Measure A Expenditures	\$ 177,268,680.44
Measure V Expenditures	\$ 49,615.76
Developer Fee Expenditures	\$ 21,063,020.77
Prop 39 Expenditures	\$ 3,437,028.25
Grants & Other Funds Expenditures	\$ 2,507,901.77
	\$ 204,326,246.99

**Vacaville Unified School District - Measure A
Committed Costs Detail Report**

As of: 12/21/22

3QC #04 3QC Inc. (21-00764)								McClellan: Commissioning Services
Line Item	CPM Object Code	District Object Code	Initial Amount	Changes	Current Amount	Expensed To Date	Balance	Project
22-9493-0-9736-8500-6214.008-070-0100	6214.008	6200	58,550.00	-	58,550.00	47,766.45	10,783.55	100 McClellan St. Site Improvements
Totals:			58,550.00	-	58,550.00	47,766.45	10,783.55	

3QC #05 3QC Inc. (21-02088)								Commissioning Services
Line Item	CPM Object Code	District Object Code	Initial Amount	Changes	Current Amount	Expensed To Date	Balance	Project
22-9493-0-9733-8500-6214.008-402-0100	6214.008	6120	20,500.00	-	20,500.00	11,719.35	8,780.65	Vacaville HS - New Gym
Totals:			20,500.00	-	20,500.00	11,719.35	8,780.65	

3QC #06 3QC Inc. (22-01403)								Commissioning Services
Line Item	CPM Object Code	District Object Code	Initial Amount	Changes	Current Amount	Expensed To Date	Balance	Project
22-9493-0-9740-8500-6214.008-201-0100	6214.008	6120	22,300.00	-	22,300.00	7,868.18	14,431.82	Alamo ES Improvements
Totals:			22,300.00	-	22,300.00	7,868.18	14,431.82	

AB #01 Abide Builders, Inc. (22-00786)								BP 21-12: Site Work General Contractor services
Line Item	CPM Object Code	District Object Code	Initial Amount	Changes	Current Amount	Expensed To Date	Balance	Project
25-9060-0-9038-8500-6240-210-0100	6240	6200	1,190,000.00	338,160.76	1,528,160.76	1,451,752.72	76,408.04	621 Orchard Shelley Dalley Project
Totals:			1,190,000.00	338,160.76	1,528,160.76	1,451,752.72	76,408.04	

AMZ #08 Amazon (22-02058)								Mitel Phones
Line Item	CPM Object Code	District Object Code	Initial Amount	Changes	Current Amount	Expensed To Date	Balance	Project
22-9493-0-9742-8200-4470.013-016-0100	4470.013	4415	2,594.78	-	2,594.78	-	2,594.78	Technology - Phase 3
Totals:			2,594.78	-	2,594.78	-	2,594.78	

AN #11 Architectural Nexus, Inc. (22-00268)								OPSC Grant Application Prep: Jepson
Line Item	CPM Object Code	District Object Code	Initial Amount	Changes	Current Amount	Expensed To Date	Balance	Project
22-9493-0-9002-8500-6210-011-0100	6210	6200	22,310.00	-	22,310.00	13,276.14	9,033.86	Measure A Program
Totals:			22,310.00	-	22,310.00	13,276.14	9,033.86	

APB #02 APB Inspections (21-02467)								Inspection services
Line Item	CPM Object Code	District Object Code	Initial Amount	Changes	Current Amount	Expensed To Date	Balance	Project
22-9493-0-9733-8500-6261-402-0100	6261	6200	152,800.00	-	152,800.00	124,350.00	28,450.00	Vacaville HS - New Gym
Totals:			152,800.00	-	152,800.00	124,350.00	28,450.00	

**Vacaville Unified School District - Measure A
Committed Costs Detail Report**

As of: 12/21/22

APB #04 APB Inspections (22-03384)								Improvements: inspection services
Line Item	CPM Object Code	District Object Code	Initial Amount	Changes	Current Amount	Expensed To Date	Balance	Project
22-9493-0-9748-8500-6261-402-0100	6261	6200	40,200.00	20,000.00	60,200.00	46,600.00	13,600.00	Vacaville HS - Improvements
Totals:			40,200.00	20,000.00	60,200.00	46,600.00	13,600.00	

ARC #06 American River Construction, Inc. (22-03508)								General Contractor services
Line Item	CPM Object Code	District Object Code	Initial Amount	Changes	Current Amount	Expensed To Date	Balance	Project
22-9493-0-9748-8500-6243.004-402-0100	6243.004	6200	2,430,000.00	307,072.33	2,737,072.33	2,297,650.67	439,421.66	Vacaville HS - Improvements
Totals:			2,430,000.00	307,072.33	2,737,072.33	2,297,650.67	439,421.66	

AT #07 Alarmtech (22-02055)								Alarm system: site
Line Item	CPM Object Code	District Object Code	Initial Amount	Changes	Current Amount	Expensed To Date	Balance	Project
22-9493-0-9736-8500-6245.009-070-0100	6245.009	6200	11,093.93	-	11,093.93	7,181.86	3,912.07	100 McClellan St. Site Improvements
Totals:			11,093.93	-	11,093.93	7,181.86	3,912.07	

ATI #02 AC Martin (formerly ATI Arch) (21-01504, 21-01968)								Architectural and Engineering services
Line Item	CPM Object Code	District Object Code	Initial Amount	Changes	Current Amount	Expensed To Date	Balance	Project
22-9493-0-9737-8500-6210-208-0100	6210	6200	236,710.00	-	236,710.00	232,607.91	4,102.09	Hemlock / ACE Improvements
Totals:			236,710.00	-	236,710.00	232,607.91	4,102.09	

ATI #03 AC Martin (formerly ATI Arch) (21-01544, 21-01967)								Architectural and Engineering services
Line Item	CPM Object Code	District Object Code	Initial Amount	Changes	Current Amount	Expensed To Date	Balance	Project
25-9060-0-9038-8500-6210-210-0100	6210	6200	196,336.00	15,075.00	211,411.00	177,234.08	34,176.92	621 Orchard Shelley Dalley Project
Totals:			196,336.00	15,075.00	211,411.00	177,234.08	34,176.92	

BB #05 Best Buy (POR 2976)								Replacement TV
Line Item	CPM Object Code	District Object Code	Initial Amount	Changes	Current Amount	Expensed To Date	Balance	Project
22-9493-0-9748-8200-4400-402-0100	4400	4400	756.86	-	756.86	-	756.86	Vacaville HS - Improvements
Totals:			756.86	-	756.86	-	756.86	

BBL #01 Budget Blinds (22-03794)								Blinds throughout site
Line Item	CPM Object Code	District Object Code	Initial Amount	Changes	Current Amount	Expensed To Date	Balance	Project
22-9493-0-9736-8200-6420-070-0100	6420	6400	28,264.75	-	28,264.75	-	28,264.75	100 McClellan St. Site Improvements
Totals:			28,264.75	-	28,264.75	-	28,264.75	

**Vacaville Unified School District - Measure A
Committed Costs Detail Report**

As of: 12/21/22

BBL #02 Budget Blinds (23-02030)								Blinds (6) for offices
Line Item	CPM Object Code	District Object Code	Initial Amount	Changes	Current Amount	Expensed To Date	Balance	Project
22-9493-0-9741-8200-4300-303-0100	4300	4300	1,592.68	-	1,592.68	-	1,592.68	Vaca Peña MS Improvements
Totals:			1,592.68	-	1,592.68	-	1,592.68	

BTM #01 BT Mancini (23-01759)								Manual Height Basketball Hoop Adjusters
Line Item	CPM Object Code	District Object Code	Initial Amount	Changes	Current Amount	Expensed To Date	Balance	Project
22-9493-0-9733-8500-6259-402-0100	6259	6200	12,170.00	-	12,170.00	-	12,170.00	Vacaville HS - New Gym
Totals:			12,170.00	-	12,170.00	-	12,170.00	

CDI #45 CDI (23-00673)								VHS: Clevertouch Display Board (4)
Line Item	CPM Object Code	District Object Code	Initial Amount	Changes	Current Amount	Expensed To Date	Balance	Project
22-9493-0-9742-8200-4472.402-402-0100	4472.402	4415	16,815.60	-	16,815.60	-	16,815.60	Technology - Phase 3
Totals:			16,815.60	-	16,815.60	-	16,815.60	

CEC #04 Capital Engineering Consultants, Inc. (23-01580)								CalSHAPE grant application assistance
Line Item	CPM Object Code	District Object Code	Initial Amount	Changes	Current Amount	Expensed To Date	Balance	Project
22-9493-0-9002-8200-5867-011-0100	5867	5800	19,500.00	-	19,500.00	15,750.00	3,750.00	Measure A Program
Totals:			19,500.00	-	19,500.00	15,750.00	3,750.00	

CL #01 Class Leasing, Inc. (21-02939)								General Contractor: modular classrooms
Line Item	CPM Object Code	District Object Code	Initial Amount	Changes	Current Amount	Expensed To Date	Balance	Project
25-9060-0-9038-8500-6243.017-210-0100	6243.017	6200	1,291,078.28	-	1,291,078.28	1,088,475.90	202,602.38	621 Orchard Shelley Dalley Project
Totals:			1,291,078.28	-	1,291,078.28	1,088,475.90	202,602.38	

CL #02 Class Leasing, Inc. (22-02218)								General Contractor: modular classrooms
Line Item	CPM Object Code	District Object Code	Initial Amount	Changes	Current Amount	Expensed To Date	Balance	Project
01-3219-0-9749-8500-6243.017-207-0100	6243.017	6200	454,658.00	-	454,658.00	390,986.00	63,672.00	Fairmont Preschool Project
Totals:			454,658.00	-	454,658.00	390,986.00	63,672.00	

CNC #07 Consolidated Networks Corp (23-01918)								On-Call Technology service work
Line Item	CPM Object Code	District Object Code	Initial Amount	Changes	Current Amount	Expensed To Date	Balance	Project
22-9493-0-9742-8500-6249.011-011-0100	6249.011	6200	9,899.25	-	9,899.25	-	9,899.25	Technology - Phase 3
Totals:			9,899.25	-	9,899.25	-	9,899.25	

**Vacaville Unified School District - Measure A
Committed Costs Detail Report**

As of: 12/21/22

CPM #03			Capital Program Management, Inc. (22-02303)				Program, project, and budget management services		
Line Item	CPM Object Code	District Object Code	Initial Amount	Changes	Current Amount	Expensed To Date	Balance	Project	
22-9493-0-9002-8500-6208-601-0100	6208	6200	1,713,012.96	(481,985.73)	1,231,027.23	784,505.30	446,521.93	Measure A Program	
22-9493-0-9002-8500-4300-601-0100	4300	4300	-	424.34	424.34	424.34	-	Measure A Program	
22-9493-0-9002-8500-6207.099-601-0100	6207.099	6200	-	150.00	150.00	150.00	-	Measure A Program	
22-9493-0-9002-8500-6259-601-0100	6259	6200	-	550.00	550.00	550.00	-	Measure A Program	
22-9493-0-9002-8500-6267-601-0100	6267	6200	2,045,317.04	260,953.89	2,306,270.93	1,928,307.89	377,963.04	Measure A Program	
22-9493-0-9002-8500-6267.020-601-0100	6267.020	6200	-	19,907.50	19,907.50	19,907.50	-	Measure A Program	
25-9060-0-9038-8500-6267-210-0100	6267	6200	-	200,000.00	200,000.00	200,000.00	-	621 Orchard Ave Project	
Totals:			3,758,330.00	(0.00)	3,758,330.00	2,933,845.03	824,484.97		

CWS #02			Construction West Services, Inc. (23-01012)				Portable - BP22-13: General Contractor Services		
Line Item	CPM Object Code	District Object Code	Initial Amount	Changes	Current Amount	Expensed To Date	Balance	Project	
22-9493-0-9737-8500-6247.004-208-0100	6247.004	6200	226,239.00	-	226,239.00	196,129.40	30,109.60	Hemlock / ACE Improvements	
Totals:			226,239.00	-	226,239.00	196,129.40	30,109.60		

CWS #03			Construction West Services, Inc. (23-02050)				Kindergarten classroom casework		
Line Item	CPM Object Code	District Object Code	Initial Amount	Changes	Current Amount	Expensed To Date	Balance	Project	
22-9493-0-9740-8500-6243.033-201-0100	6243.033	6200	55,704.00	-	55,704.00	-	55,704.00	Alamo ES Improvements	
Totals:			55,704.00	-	55,704.00	-	55,704.00		

DLF #01			DL Falk Construction, Inc. (22-00839; 22-00927)				General Contractor Services		
Line Item	CPM Object Code	District Object Code	Initial Amount	Changes	Current Amount	Expensed To Date	Balance	Project	
22-9493-0-9733-8500-6243.004-402-0100	6243.004	6200	4,432,000.00	-	4,432,000.00	4,194,783.01	237,216.99	Vacaville HS - New Gym	
Totals:			4,432,000.00	-	4,432,000.00	4,194,783.01	237,216.99		

DP #05			Diepenbrock Elkin (23-00243)				Legal Services thru June 2023		
Line Item	CPM Object Code	District Object Code	Initial Amount	Changes	Current Amount	Expensed To Date	Balance	Project	
22-9493-0-9002-8200-5815-011-0100	5815	5822	15,000.00	-	15,000.00	570.00	14,430.00	Measure A Program	
Totals:			15,000.00	-	15,000.00	570.00	14,430.00		

EDI #06			Enso Designs, Inc. (21-02626)				Architctural and Engineering services		
Line Item	CPM Object Code	District Object Code	Initial Amount	Changes	Current Amount	Expensed To Date	Balance	Project	
22-9493-0-9753-8500-6210-011-0100	6210	6200	46,740.00	-	46,740.00	33,010.00	13,730.00	District-Wide Improvements Ph 3	
Totals:			46,740.00	-	46,740.00	33,010.00	13,730.00		

**Vacaville Unified School District - Measure A
Committed Costs Detail Report**

As of: 12/21/22

FH #01			F&H Construction (21-03129; 21-03253)				McClellan: BP21-02 General Contractor Services		
Line Item	CPM Object Code	District Object Code	Initial Amount	Changes	Current Amount	Expensed To Date	Balance	Project	
22-9493-0-9736-8500-6243.004-070-0100	6243.004	6200	7,670,392.45	1,146,451.63	8,816,844.08	8,764,169.91	52,674.17	100 McClellan St. Site Improvements	
25-9060-0-9736-8500-6243.004-070-0100	6243.004	6200	5,000,000.00	-	5,000,000.00	4,804,643.43	195,356.57	100 McClellan St. Site Improvements	
Totals:			12,670,392.45	1,146,451.63	13,816,844.08	13,568,813.34	248,030.74		

GHD #14			GHD, Inc. (20-03019)				CEQA services		
Line Item	CPM Object Code	District Object Code	Initial Amount	Changes	Current Amount	Expensed To Date	Balance	Project	
25-9060-0-0000-8500-6190.001-703-0100	6190.001	6119	24,360.00	(23,949.77)	410.23	(1,113.00)	1,523.23	621 Orchard Shelley Dalley Project	
25-9060-0-9038-8500-6190.001-210-0100	6190.001	6119	-	23,949.77	23,949.77	23,949.77	-	621 Orchard Shelley Dalley Project	
Totals:			24,360.00	-	24,360.00	22,836.77	1,523.23		

HON #01			Honey Bucket Portable Restrooms (23-02208)				Portable restroom rental		
Line Item	CPM Object Code	District Object Code	Initial Amount	Changes	Current Amount	Expensed To Date	Balance	Project	
22-9493-0-9747-8700-5600-206-0100	5600	5600	285.00	-	285.00	-	285.00	Padan ES Improvements	
Totals:			285.00	-	285.00	-	285.00		

HYA #4			Hibser Yamauchi Architects (17-01247; 20-01185, 22-02275)				Facilities and Master Planning services		
Line Item	CPM Object Code	District Object Code	Initial Amount	Changes	Current Amount	Expensed To Date	Balance	Project	
25-0000-0-9002-8500-6206-011-0100	6206	6200	287,500.00	(147,962.68)	139,537.32	139,537.32	-	Measure A Program	
25-9060-0-9002-8500-6206-011-0100	6206	6200	-	152,962.68	152,962.68	86,039.65	66,923.03	Measure A Program	
Totals:			287,500.00	5,000.00	292,500.00	225,576.97	66,923.03		

HYA #10			Hibser Yamauchi Architects (18-03670; 20-00885, 23-00502)				Architectural and Engineering services		
Line Item	CPM Object Code	District Object Code	Initial Amount	Changes	Current Amount	Expensed To Date	Balance	Project	
22-0000-0-9730-8500-6210-203-0100	6210	6200	1,495,900.00	(1,404,283.27)	91,616.73	91,616.73	-	Markham ES Improvements	
22-9493-0-9730-8500-6210-203-0100	6210	6200	-	1,404,283.27	1,404,283.27	1,361,090.52	43,192.75	Markham ES Improvements	
25-0000-0-9730-8500-6210-203-0100	6210	6200	1,295,900.00	(1,295,900.00)	-	-	-	Markham ES Improvements	
25-9060-0-9730-8500-6210-203-0100	6210	6200	-	1,295,900.00	1,295,900.00	1,295,900.00	-	Markham ES Improvements	
Totals:			2,791,800.00	-	2,791,800.00	2,748,607.25	43,192.75		

HYA #16			Hibser Yamauchi Architects (22-00267)				Architectural and Engineering services		
Line Item	CPM Object Code	District Object Code	Initial Amount	Changes	Current Amount	Expensed To Date	Balance	Project	
22-9493-0-9740-8500-6210-201-0100	6210	6200	338,135.00	23,304.50	361,439.50	315,668.64	45,770.86	Alamo ES Improvements	
Totals:			338,135.00	23,304.50	361,439.50	315,668.64	45,770.86		

**Vacaville Unified School District - Measure A
Committed Costs Detail Report**

As of: 12/21/22

HYA #17			Hibser Yamauchi Architects (22-00278, POR 3029)				Architectural and Engineering services	
Line Item	CPM Object Code	District Object Code	Initial Amount	Changes	Current Amount	Expensed To Date	Balance	Project
22-9493-0-9747-8500-6210-206-0100	6210	6200	240,537.00	17,219.00	257,756.00	223,809.31	33,946.69	Padan ES Improvements
Totals:			240,537.00	17,219.00	257,756.00	223,809.31	33,946.69	

HYA #18			Hibser Yamauchi Architects (22-00277)				Architectural and Engineering services	
Line Item	CPM Object Code	District Object Code	Initial Amount	Changes	Current Amount	Expensed To Date	Balance	Project
22-9493-0-9741-8500-6210-303-0100	6210	6200	148,777.00	8,311.75	157,088.75	138,583.14	18,505.61	Vaca Peña MS Improvements
Totals:			148,777.00	8,311.75	157,088.75	138,583.14	18,505.61	

HYA #19			Hibser Yamauchi Architects (22-00948)				Architectural and Engineering services	
Line Item	CPM Object Code	District Object Code	Initial Amount	Changes	Current Amount	Expensed To Date	Balance	Project
01-7425-0-9749-8500-6210-207-0100	6210	6200	34,863.56	-	34,863.56	34,863.56	-	Fairmont Preschool Project
01-3219-0-9749-8500-6210-207-0100	6210	6200	44,231.44	10,130.00	54,361.44	41,477.54	12,883.90	Fairmont Preschool Project
Totals:			79,095.00	10,130.00	89,225.00	76,341.10	12,883.90	

HYA #20			Hibser Yamauchi Architects (22-01336)				Architectural and Engineering services	
Line Item	CPM Object Code	District Object Code	Initial Amount	Changes	Current Amount	Expensed To Date	Balance	Project
22-9493-0-9754-8500-6210-301-0100	6210	6200	84,645.00	-	84,645.00	68,995.13	15,649.87	WC Wood HS Tech
Totals:			84,645.00	-	84,645.00	68,995.13	15,649.87	

HYA #21			Hibser Yamauchi Architects (22-03140)				Portable - architectural and engineering services	
Line Item	CPM Object Code	District Object Code	Initial Amount	Changes	Current Amount	Expensed To Date	Balance	Project
22-9493-0-9737-8500-6210-208-0100	6210	6200	35,030.00	-	35,030.00	32,309.50	2,720.50	Hemlock / ACE Improvements
Totals:			35,030.00	-	35,030.00	32,309.50	2,720.50	

ISOM #03			Isom Advisors (21-00009)				Annual Debt Transparency Reports	
Line Item	CPM Object Code	District Object Code	Initial Amount	Changes	Current Amount	Expensed To Date	Balance	Project
22-9493-0-9002-8500-5810-011-0100	5810	5800	3,875.00	36,125.00	40,000.00	3,487.50	36,512.50	Measure A Program
Totals:			3,875.00	36,125.00	40,000.00	3,487.50	36,512.50	

JAM #05			James A. Marta (21-03173, 22-02737)				Bond Program Audit services (2020-21 thru 2022-23)	
Line Item	CPM Object Code	District Object Code	Initial Amount	Changes	Current Amount	Expensed To Date	Balance	Project
22-9493-0-9002-8100-5810-011-0100	5810	5823	24,000.00	-	24,000.00	14,000.00	10,000.00	Measure A Program
Totals:			24,000.00	-	24,000.00	14,000.00	10,000.00	

**Vacaville Unified School District - Measure A
Committed Costs Detail Report**

As of: 12/21/22

JCI #3			Johnson Controls Inc. (17-04002; 20-00904; 22-00974)					EMS Professional Services (Task Orders per site)	
Line Item	CPM Object Code	District Object Code	Initial Amount	Changes	Current Amount	Expensed To Date	Balance	Project	
22-0000-0-9002-8500-6229-011-0100	6229	6200	129,583.00	(129,583.00)	-	-	-	Measure A Program	
22-9493-0-9002-8500-6229-011-0100	6229	6200	-	145,124.00	145,124.00	18,640.00	126,484.00	Measure A Program	
22-9493-0-9736-8500-6214.009-070-0100	6214.009	6200	-	9,832.00	9,832.00	7,908.00	1,924.00	100 McClellan St. Site Improvements	
22-9493-0-9740-8500-6214.009-201-0100	6214.009	6200	-	6,868.00	6,868.00	-	6,868.00	Alamo ES Improvements	
22-9493-0-9717-8500-6214.009-206-0100	6214.009	6200	-	2,462.00	2,462.00	-	2,462.00	District-Wide - HVAC	
22-0000-0-9728-8500-6214.009-301-0100	6214.009	6200	-	-	-	-	-	District-Wide Improvements Ph 1	
22-9493-0-9728-8500-6214.009-301-0100	6214.009	6200	-	12,363.00	12,363.00	12,363.00	-	District-Wide Improvements Ph 1	
22-0000-0-9728-8500-6214.009-070-0100	6214.009	6200	-	-	-	-	-	District-Wide Improvements Ph 1	
22-9493-0-9728-8500-6214.009-070-0100	6214.009	6200	-	37,567.00	37,567.00	37,567.00	-	District-Wide Improvements Ph 1	
22-9493-0-9737-8500-6214.009-208-0100	6214.009	6200	-	9,218.00	9,218.00	8,296.20	921.80	Hemlock / ACE Improvements	
22-0000-0-9720-8500-6214.009-302-0100	6214.009	6200	-	-	-	-	-	Jepson MS	
22-9493-0-9720-8500-6214.009-302-0100	6214.009	6200	-	2,828.00	2,828.00	2,828.00	-	Jepson MS	
22-9493-0-9730-8500-6214.009-203-0100	6214.009	6200	-	81,034.00	81,034.00	81,034.00	-	Markham ES Improvements	
22-0000-0-9719-8500-6214.009-209-0100	6214.009	6200	-	9,559.50	9,559.50	9,559.50	-	Sierra Vista - Incr. 2	
22-9493-0-9719-8500-6229-209-0100	6229	6200	-	1,172.25	1,172.25	1,172.25	-	Sierra Vista - Incr. 2	
22-9493-0-9719-8500-6214.009-209-0100	6214.009	6200	-	13,107.25	13,107.25	13,107.25	-	Sierra Vista - Incr. 2	
22-0000-0-9716-8500-6214.009-402-0100	6214.009	6200	20,417.00	-	20,417.00	20,417.00	-	Vacaville HS - Incr. 2	
22-9493-0-9716-8500-6214.009-402-0100	6214.009	6200	-	-	-	-	-	Vacaville HS - Incr. 2	
22-9493-0-9733-8500-6214.009-402-0100	6214.009	6200	-	10,856.00	10,856.00	-	10,856.00	Vacaville HS - New Gym	
22-9493-0-9734-8500-6214.009-301-0100	6214.009	6200	-	27,704.00	27,704.00	9,696.40	18,007.60	Vacaville HS - New Gym	
22-9493-0-9742-8500-6214.009-020-0100	6214.009	6200	-	50,670.00	50,670.00	50,670.00	-	Technology - Phase 3	
25-9060-0-9038-8500-6214.009-210-0100	6214.009	6200	-	9,218.00	9,218.00	8,296.20	921.80	621 Orchard Ave Project	
Totals:			150,000.00	300,000.00	450,000.00	281,554.80	168,445.20		

JCI #28			Johnson Controls Inc. (23-00242)					EMS Materials	
Line Item	CPM Object Code	District Object Code	Initial Amount	Changes	Current Amount	Expensed To Date	Balance	Project	
22-9493-0-9734-8200-6248-301-0100	6248	4300 / 4400	7,455.18	-	7,455.18	-	7,455.18	WC Wood HS Theater Improvements	
Totals:			7,455.18	-	7,455.18	-	7,455.18		

KER #01			Kerex Engineering, Inc. (22-03682)					Sitework general contractor	
Line Item	CPM Object Code	District Object Code	Initial Amount	Changes	Current Amount	Expensed To Date	Balance	Project	
25-9060-0-0000-8500-6240-207-0100	6240	6200	890,000.00	-	890,000.00	710,115.00	179,885.00	Fairmont Preschool Project	
Totals:			890,000.00	-	890,000.00	710,115.00	179,885.00		

**Vacaville Unified School District - Measure A
Committed Costs Detail Report**

As of: 12/21/22

KER #02		Kerex Engineering, Inc. (23-01856)						Removal of Ramps	
Line Item	CPM Object Code	District Object Code	Initial Amount	Changes	Current Amount	Expensed To Date	Balance	Project	
25-9060-0-9038-8500-6259-210-0100	6259	6200	26,500.00	-	26,500.00	-	26,500.00	621 Orchard Shelley Dalley Project	
Totals:			26,500.00	-	26,500.00	-	26,500.00		

MBC #01		MBarC Construction (23-01932)						Alamo, Padan: shade structures	
Line Item	CPM Object Code	District Object Code	Initial Amount	Changes	Current Amount	Expensed To Date	Balance	Project	
22-9493-0-9740-8500-6243.023-201-0100	6243.023	6200	176,279.80	-	176,279.80	-	176,279.80	Alamo ES Improvements	
22-9493-0-9747-8500-6243.023-206-0100	6243.023	6200	126,122.00	-	126,122.00	-	126,122.00	Padan ES Improvements	
Totals:			302,401.80	-	302,401.80	-	302,401.80		

MPE #19		Mid Pacific Engineering, Inc. (21-02465)						McClellan: Special inspections consultant	
Line Item	CPM Object Code	District Object Code	Initial Amount	Changes	Current Amount	Expensed To Date	Balance	Project	
22-9493-0-9736-8500-6263-070-0100	6263	6200	188,000.00	20,000.00	208,000.00	202,397.41	5,602.59	100 McClellan St. Site Improvements	
Totals:			188,000.00	20,000.00	208,000.00	202,397.41	5,602.59		

MPE #22		Mid Pacific Engineering, Inc. (22-00782)						Special inspections consultant	
Line Item	CPM Object Code	District Object Code	Initial Amount	Changes	Current Amount	Expensed To Date	Balance	Project	
22-9493-0-9737-8500-6263-208-0100	6263	6200	29,735.00	7,081.60	36,816.60	36,511.63	304.97	Hemlock / ACE Improvements	
Totals:			29,735.00	7,081.60	36,816.60	36,511.63	304.97		

MPE #23		Mid Pacific Engineering, Inc. (22-00783)						Special inspections consultant	
Line Item	CPM Object Code	District Object Code	Initial Amount	Changes	Current Amount	Expensed To Date	Balance	Project	
22-9493-0-9733-8500-6263-402-0100	6263	6200	98,270.00	-	98,270.00	63,632.50	34,637.50	Vacaville HS - New Gym	
Totals:			98,270.00	-	98,270.00	63,632.50	34,637.50		

MPE #24		Mid Pacific Engineering, Inc. (22-00837)						Special inspections consultant	
Line Item	CPM Object Code	District Object Code	Initial Amount	Changes	Current Amount	Expensed To Date	Balance	Project	
25-9060-0-9038-8500-6263-210-0100	6263	6200	15,000.00	13,000.00	28,000.00	26,040.19	1,959.81	621 Orchard Shelley Dalley Project	
Totals:			15,000.00	13,000.00	28,000.00	26,040.19	1,959.81		

MPE #28		Mid Pacific Engineering, Inc. (22-03385)						Special inspections consultant	
Line Item	CPM Object Code	District Object Code	Initial Amount	Changes	Current Amount	Expensed To Date	Balance	Project	
22-9493-0-9748-8500-6263-402-0100	6263	6200	31,550.00	-	31,550.00	12,100.00	19,450.00	Vacaville HS - Improvements	
Totals:			31,550.00	-	31,550.00	12,100.00	19,450.00		

**Vacaville Unified School District - Measure A
Committed Costs Detail Report**

As of: 12/21/22

MPE #29		Mid Pacific Engineering, Inc. (22-03669)					Alamo, Padan, Vaca Pena: special inspections		
Line Item	CPM Object Code	District Object Code	Initial Amount	Changes	Current Amount	Expensed To Date	Balance	Project	
22-9493-0-9740-8500-6263-201-0100	6263	6200	44,525.00	-	44,525.00	35,097.50	9,427.50	Alamo ES Improvements	
22-9493-0-9747-8500-6263-206-0100	6263	6200	13,145.00	-	13,145.00	8,412.50	4,732.50	Padan ES Improvements	
22-9493-0-9741-8500-6263-303-0100	6263	6200	14,440.00	(13,595.00)	845.00	845.00	-	Vaca Peña MS Improvements	
Totals:			72,110.00	(13,595.00)	58,515.00	44,355.00	14,160.00		

MPE #30		Mid Pacific Engineering, Inc. (22-03797)					Triplets: special inspections and testing		
Line Item	CPM Object Code	District Object Code	Initial Amount	Changes	Current Amount	Expensed To Date	Balance	Project	
22-9493-0-9744-8500-6263-212-0100	6263	6200	29,335.00	-	29,335.00	12,760.00	16,575.00	Browns Valley ES Improvements	
22-9493-0-9745-8500-6263-211-0100	6263	6200	30,515.00	-	30,515.00	4,535.00	25,980.00	Callison ES Improvements	
22-9493-0-9746-8500-6263-213-0100	6263	6200	30,515.00	-	30,515.00	4,395.00	26,120.00	Cooper ES Improvements	
Totals:			90,365.00	-	90,365.00	21,690.00	68,675.00		

MPE #31		Mid Pacific Engineering, Inc. (22-03688)					Special Inspections and Material Testing		
Line Item	CPM Object Code	District Object Code	Initial Amount	Changes	Current Amount	Expensed To Date	Balance	Project	
01-3219-0-9749-8500-6263-207-0100	6263	6200	24,360.00	-	24,360.00	8,200.00	16,160.00	Fairmont Preschool Project	
Totals:			24,360.00	-	24,360.00	8,200.00	16,160.00		

OD #27		One Diversified (22-02732)					Projectors, Lenses, Mounts - multiple sites		
Line Item	CPM Object Code	District Object Code	Initial Amount	Changes	Current Amount	Expensed To Date	Balance	Project	
22-9493-0-9742-8200-4472.211-016-0100	4472.211	4415	2,069.77	-	2,069.77	104.89	1,964.88	Technology - Phase 3	
22-9493-0-9742-8200-4472.213-016-0100	4472.213	4415	6,209.26	-	6,209.26	314.65	5,894.61	Technology - Phase 3	
22-9493-0-9742-8200-4472.206-016-0100	4472.206	4415	12,017.26	-	12,017.26	6,713.08	5,304.18	Technology - Phase 3	
22-9493-0-9742-8200-4472.303-016-0100	4472.303	4415	13,369.87	-	13,369.87	8,030.94	5,338.93	Technology - Phase 3	
Totals:			33,666.16	-	33,666.16	15,163.56	18,502.60		

OD #28		One Diversified (22-03598)					100 McClellan Projector and screen		
Line Item	CPM Object Code	District Object Code	Initial Amount	Changes	Current Amount	Expensed To Date	Balance	Project	
22-9493-0-9742-8200-4472.070-070-0100	4472.070	4415	14,563.65	-	14,563.65	2,307.28	12,256.37	Technology - Phase 3	
Totals:			14,563.65	-	14,563.65	2,307.28	12,256.37		

OD #29		One Diversified (22-03665)					Vaca Peña: band room projector and screen		
Line Item	CPM Object Code	District Object Code	Initial Amount	Changes	Current Amount	Expensed To Date	Balance	Project	
22-9493-0-9742-8200-4472.303-303-0100	4472.303	4315 / 4415	12,808.30	-	12,808.30	7,412.92	5,395.38	Technology - Phase 3	
Totals:			12,808.30	-	12,808.30	7,412.92	5,395.38		

**Vacaville Unified School District - Measure A
Committed Costs Detail Report**

As of: 12/21/22

OD #30			One Diversified (22-03796)					Projection screen for theater	
Line Item	CPM Object Code	District Object Code	Initial Amount	Changes	Current Amount	Expensed To Date	Balance	Project	
22-9493-0-9734-8200-4400-301-0100	4400	4400	6,632.69	-	6,632.69	-	6,632.69	WC Wood HS Theater Improvements	
Totals:			6,632.69	-	6,632.69	-	6,632.69		

OD #31			One Diversified (23-01136)					VHS: library projector	
Line Item	CPM Object Code	District Object Code	Initial Amount	Changes	Current Amount	Expensed To Date	Balance	Project	
22-9493-0-9742-8200-4472.402-402-0100	4472.402	4315 / 4415	5,391.13	-	5,391.13	4,995.38	395.75	Technology - Phase 3	
Totals:			5,391.13	-	5,391.13	4,995.38	395.75		

OD #32			One Diversified (23-01406)					Vaca Peña: band room projector lens	
Line Item	CPM Object Code	District Object Code	Initial Amount	Changes	Current Amount	Expensed To Date	Balance	Project	
22-9493-0-9742-8200-4472.303-303-0100	4472.303	4415	437.63	-	437.63	-	437.63	Technology - Phase 3	
Totals:			437.63	-	437.63	-	437.63		

PPS #25			Pacific Power & Systems (22-00281)					M&O: phone purchase and install	
Line Item	CPM Object Code	District Object Code	Initial Amount	Changes	Current Amount	Expensed To Date	Balance	Project	
22-9493-0-9742-8500-6245.006-011-0100	6245.006	6200	7,850.00	-	7,850.00	-	7,850.00	Technology - Phase 3	
Totals:			7,850.00	-	7,850.00	-	7,850.00		

PPS #28			Pacific Power & Systems (23-01575)					GC services for BP 22-12	
Line Item	CPM Object Code	District Object Code	Initial Amount	Changes	Current Amount	Expensed To Date	Balance	Project	
22-9493-0-9754-8500-6243.004-301-0100	6243.004	6200	1,317,800.00	-	1,317,800.00	741,902.50	575,897.50	Hemlock / ACE Improvements	
Totals:			1,317,800.00	-	1,317,800.00	741,902.50	575,897.50		

RGA #05			Rainforth Grau Architects (21-00586)					Architectural and Engineering services	
Line Item	CPM Object Code	District Object Code	Initial Amount	Changes	Current Amount	Expensed To Date	Balance	Project	
22-9493-0-9733-8500-6210-402-0100	6210	6200	367,000.00	25,000.00	392,000.00	380,259.35	11,740.65	Vacaville HS - New Gym	
Totals:			367,000.00	25,000.00	392,000.00	380,259.35	11,740.65		

**Vacaville Unified School District - Measure A
Committed Costs Detail Report**

As of: 12/21/22

RGA #06			Rainforth Grau Architects (21-02189)				Architectural and Engineering services		
Line Item	CPM Object Code	District Object Code	Initial Amount	Changes	Current Amount	Expensed To Date	Balance	Project	
22-9493-0-9748-8500-6210-402-0100	6210	6200	276,000.00	65,650.00	341,650.00	316,342.47	25,307.53	Vacaville HS - Improvements	
Totals:			276,000.00	65,650.00	341,650.00	316,342.47	25,307.53		

RGA #07			Rainforth Grau Architects (22-00270)				Architectural and Engineering services		
Line Item	CPM Object Code	District Object Code	Initial Amount	Changes	Current Amount	Expensed To Date	Balance	Project	
22-9493-0-9746-8500-6210-213-0100	6210	6200	147,500.00	-	147,500.00	131,625.00	15,875.00	Cooper ES Improvements	
Totals:			147,500.00	-	147,500.00	131,625.00	15,875.00		

RGA #08			Rainforth Grau Architects (22-00269)				Architectural and Engineering services		
Line Item	CPM Object Code	District Object Code	Initial Amount	Changes	Current Amount	Expensed To Date	Balance	Project	
22-9493-0-9745-8500-6210-211-0100	6210	6200	122,500.00	-	122,500.00	107,250.00	15,250.00	Callison ES Improvements	
Totals:			122,500.00	-	122,500.00	107,250.00	15,250.00		

RGA #09			Rainforth Grau Architects (22-00284)				Architectural and Engineering services		
Line Item	CPM Object Code	District Object Code	Initial Amount	Changes	Current Amount	Expensed To Date	Balance	Project	
22-9493-0-9744-8500-6210-212-0100	6210	6200	172,500.00	-	172,500.00	156,000.00	16,500.00	Browns Valley ES Improvements	
Totals:			172,500.00	-	172,500.00	156,000.00	16,500.00		

RSI #02			Russell Sigler, Inc. (22-02513)				25 Ton unit		
Line Item	CPM Object Code	District Object Code	Initial Amount	Changes	Current Amount	Expensed To Date	Balance	Project	
22-9493-0-9740-8500-6248-201-0100	6248	6200	50,000.00	-	50,000.00	46,409.41	3,590.59	Alamo ES Improvements	
Totals:			50,000.00	-	50,000.00	46,409.41	3,590.59		

SAB #01			Saboo, Inc. (22-03728)				Trio: General Contractor services (BP #22-04)		
Line Item	CPM Object Code	District Object Code	Initial Amount	Changes	Current Amount	Expensed To Date	Balance	Project	
22-9493-0-9740-8500-6243.004-201-0100	6243.004	6200	1,132,878.00	-	1,132,878.00	982,076.94	150,801.06	Alamo ES Improvements	
22-9493-0-9747-8500-6243.004-206-0100	6243.004	6200	1,970,000.00	(89,312.37)	1,880,687.63	1,598,503.24	282,184.39	Padan ES Improvements	
22-9493-0-9741-8500-6243.004-303-0100	6243.004	6200	1,348,000.00	-	1,348,000.00	1,192,843.00	155,157.00	Vaca Peña MS Improvements	
Totals:			4,450,878.00	(89,312.37)	4,361,565.63	3,773,423.18	588,142.45		

**Vacaville Unified School District - Measure A
Committed Costs Detail Report**

As of: 12/21/22

SAB #02			Saboo, Inc. (22-03729)				General Contractor services		
Line Item	CPM Object Code	District Object Code	Initial Amount	Changes	Current Amount	Expensed To Date	Balance	Project	
22-9493-0-9740-8500-6243.004-201-0100	6243.004	6200	1,769,000.00	(157,810.44)	1,611,189.56	1,142,375.95	468,813.61	Alamo ES Improvements	
Totals:			1,769,000.00	(157,810.44)	1,611,189.56	1,142,375.95	468,813.61		

SAS #01			Sentry Air Systems, Inc. (23-01933)				Fume Hoods (4)		
Line Item	CPM Object Code	District Object Code	Initial Amount	Changes	Current Amount	Expensed To Date	Balance	Project	
22-9493-0-9748-8200-4400-402-0100	4400	4400	19,927.25	-	19,927.25	-	19,927.25	Vacaville HS - Improvements	
Totals:			19,927.25	-	19,927.25	-	19,927.25		

SBM #02			Schreder & Brandt Manufacturing, Inc. (22-03730)				BP22-03: General Contractor Services (Triplets)		
Line Item	CPM Object Code	District Object Code	Initial Amount	Changes	Current Amount	Expensed To Date	Balance	Project	
22-9493-0-9744-8500-6243.004-212-0100	6243.004	6200	1,483,000.00	27,876.46	1,510,876.46	1,388,073.50	122,802.96	Alamo ES Improvements	
22-9493-0-9745-8500-6243.004-211-0100	6243.004	6200	1,567,000.00	(361,503.14)	1,205,496.86	1,149,044.67	56,452.19	Padan ES Improvements	
22-9493-0-9746-8500-6243.004-213-0100	6243.004	6200	1,297,000.00	(107,179.32)	1,189,820.68	1,103,232.69	86,587.99	Vaca Peña MS Improvements	
Totals:			4,347,000.00	(440,806.00)	3,906,194.00	3,640,350.86	265,843.14		

SBR #01			Sunbelt Rentals (23-00501)				Rental of HVAC Equipment		
Line Item	CPM Object Code	District Object Code	Initial Amount	Changes	Current Amount	Expensed To Date	Balance	Project	
22-9493-0-9740-8700-5600-201-0100	5600	5600	7,865.96	8,672.27	16,538.23	14,430.93	2,107.30	Alamo ES Improvements	
Totals:			7,865.96	8,672.27	16,538.23	14,430.93	2,107.30		

SCG #07			Structure Consultants Group (21-02192)				Resident inspection services		
Line Item	CPM Object Code	District Object Code	Initial Amount	Changes	Current Amount	Expensed To Date	Balance	Project	
22-9493-0-9736-8500-6261-070-0100	6261	6200	314,280.00	-	314,280.00	298,430.00	15,850.00	100 McClellan St. Site Improvements	
Totals:			314,280.00	-	314,280.00	298,430.00	15,850.00		

SCG #09			Structure Consultants Group (21-02297; 22-00838)				Resident inspection services		
Line Item	CPM Object Code	District Object Code	Initial Amount	Changes	Current Amount	Expensed To Date	Balance	Project	
25-9060-0-9038-8500-6261-210-0100	6261	6200	49,240.00	-	49,240.00	48,070.00	1,170.00	621 Orchard Shelley Dalley Project	
Totals:			49,240.00	-	49,240.00	48,070.00	1,170.00		

**Vacaville Unified School District - Measure A
Committed Costs Detail Report**

As of: 12/21/22

SCG #10			Structure Consultants Group (21-02091; 22-00834)					Resident inspection services	
Line Item	CPM Object Code	District Object Code	Initial Amount	Changes	Current Amount	Expensed To Date	Balance	Project	
22-9493-0-9737-8500-6261-208-0100	6261	6200	78,700.00	(10,000.00)	68,700.00	47,850.00	20,850.00	Hemlock / ACE Improvements	
22-9493-0-9737-8500-6229-208-0100	6229	6200	-	10,000.00	10,000.00	-	10,000.00	Program Expense	
Totals:			78,700.00	-	78,700.00	47,850.00	30,850.00		

SCG #15			Structure Consultants Group (22-03194, POR 3047)					Alamo, Padan, Vaca Peña: Resident Inspection Services	
Line Item	CPM Object Code	District Object Code	Initial Amount	Changes	Current Amount	Expensed To Date	Balance	Project	
22-9493-0-9740-8500-6261-201-0100	6261	6200	30,093.34	17,536.66	47,630.00	47,630.00	-	Alamo ES Improvements	
22-9493-0-9747-8500-6261-206-0100	6261	6200	30,093.33	(4,510.00)	25,583.33	19,030.00	6,553.33	Padan ES Improvements	
22-9493-0-9741-8500-6261-303-0100	6261	6200	30,093.33	(13,026.66)	17,066.67	11,000.00	6,066.67	Vaca Peña MS Improvements	
Totals:			90,280.00	-	90,280.00	77,660.00	12,620.00		

SCG #17			Structure Consultants Group (22-03388)					WCW Tech, Fairmont: resident inspection services	
Line Item	CPM Object Code	District Object Code	Initial Amount	Changes	Current Amount	Expensed To Date	Balance	Project	
22-9493-0-9754-8500-6261-301-0100	6261	6200	27,290.00	-	27,290.00	2,640.00	24,650.00	Browns Valley ES Improvements	
01-3219-0-9749-8500-6261-207-0100	6261	6200	37,850.00	-	37,850.00	25,850.00	12,000.00	Callison ES Improvements	
Totals:			65,140.00	-	65,140.00	28,490.00	36,650.00		

SCG #16			Structure Consultants Group (22-03138)					Browns Valley, Callison, Cooper: Resident Inspection Services	
Line Item	CPM Object Code	District Object Code	Initial Amount	Changes	Current Amount	Expensed To Date	Balance	Project	
22-9493-0-9744-8500-6261-212-0100	6261	6200	16,173.34	-	16,173.34	13,475.00	2,698.34	Browns Valley ES Improvements	
22-9493-0-9745-8500-6261-211-0100	6261	6200	16,173.33	-	16,173.33	14,245.00	1,928.33	Callison ES Improvements	
22-9493-0-9746-8500-6261-213-0100	6261	6200	16,173.33	-	16,173.33	13,420.00	2,753.33	Cooper ES Improvements	
Totals:			48,520.00	-	48,520.00	41,140.00	7,380.00		

SITX #05			Steel Inspectors of Texas (22-03689)					In-plant inspection services	
Line Item	CPM Object Code	District Object Code	Initial Amount	Changes	Current Amount	Expensed To Date	Balance	Project	
01-3219-0-9749-8500-6261-207-0100	6261	6200	3,000.00	-	3,000.00	-	3,000.00	Fairmont Preschool Project	
Totals:			3,000.00	-	3,000.00	-	3,000.00		

SL #02			SiteLogiq (POR 3021)					HVAC Retrofit at Vaca Peña	
Line Item	CPM Object Code	District Object Code	Initial Amount	Changes	Current Amount	Expensed To Date	Balance	Project	
22-9493-0-9755-8500-6250.997-011-0100	6250.997	6200	1,336,286.00	-	1,336,286.00	-	1,336,286.00	District-Wide - Remaining funds	
Totals:			1,336,286.00	-	1,336,286.00	-	1,336,286.00		

**Vacaville Unified School District - Measure A
Committed Costs Detail Report**

As of: 12/21/22

SO #06			School Outfitters (23-01894)					(5) Charging stations	
Line Item	CPM Object Code	District Object Code	Initial Amount	Changes	Current Amount	Expensed To Date	Balance	Project	
01-9027-0-0000-2420-4470.005-016-0200	4470.005	4415	3,368.06	-	3,368.06	-	3,368.06	Technology - Phase 1	
Totals:			3,368.06	-	3,368.06	-	3,368.06		

SPE #01			Specified Play Equipment (22-03262)					Furnish and install playground equipment	
Line Item	CPM Object Code	District Object Code	Initial Amount	Changes	Current Amount	Expensed To Date	Balance	Project	
25-9060-0-9038-8500-6259-210-0100	6259	6200 / 6400	59,092.44	(14,942.23)	44,150.21	-	44,150.21	621 Orchard Shelley Dalley Project	
25-9060-0-9038-8200-6259-210-0100	6259	4400	-	14,942.23	14,942.23	-	14,942.23	621 Orchard Shelley Dalley Project	
Totals:			59,092.44	-	59,092.44	-	59,092.44		

SPE #02			Specified Play Equipment (22-03461)					Furnish and install playground equipment	
Line Item	CPM Object Code	District Object Code	Initial Amount	Changes	Current Amount	Expensed To Date	Balance	Project	
01-3219-0-9749-8500-6259-207-0100	6259	6200	59,092.44	(14,942.23)	44,150.21	42,010.38	2,139.83	Fairmont Preschool Project	
Totals:			59,092.44	-	59,092.44	56,952.61	2,139.83		

SPE #03			Specified Play Equipment (23-01022)					Furnish and install playground equipment	
Line Item	CPM Object Code	District Object Code	Initial Amount	Changes	Current Amount	Expensed To Date	Balance	Project	
22-9493-0-9737-8500-6259-208-0100	6259	6200 / 6400	101,209.00	10,676.03	111,885.03	-	111,885.03	Hemlock / ACE Improvements	
Totals:			101,209.00	10,676.03	111,885.03	-	111,885.03		

SR #7			Signature Reprographics (16-01985; 20-00977, BP22-00448)					Printing and reprographic services	
Line Item	CPM Object Code	District Object Code	Initial Amount	Changes	Current Amount	Expensed To Date	Balance	Project	
22-0000-0-9002-8500-6231-011-0100	6231	5803	1,000.00	(916.24)	83.76	83.76	-	Measure A Program	
22-9493-0-9002-8500-6231-011-0100	6231	5803	-	2,516.24	2,516.24	1,606.70	909.54	Measure A Program	
Totals:			1,000.00	1,600.00	2,600.00	1,690.46	909.54		

SR #20			Signature Reprographics (BP20-00295, BP22-00447)					Printing and reprographic services	
Line Item	CPM Object Code	District Object Code	Initial Amount	Changes	Current Amount	Expensed To Date	Balance	Project	
22-9493-0-9736-8500-6231-070-0100	6231	5803	5,000.00	15,000.00	20,000.00	18,096.65	1,903.35	100 McClellan St. Site Improvements	
Totals:			5,000.00	15,000.00	20,000.00	18,096.65	1,903.35		

**Vacaville Unified School District - Measure A
Committed Costs Detail Report**

As of: 12/21/22

SR #21		Signature Reprographics (BP20-00296)					Printing and reprographic services		
Line Item	CPM Object Code	District Object Code	Initial Amount	Changes	Current Amount	Expensed To Date	Balance	Project	
22-9493-0-9734-8500-6231-301-0100	6231	5803	500.00	-	500.00	364.07	135.93	WC Wood HS Theater Improvements	
Totals:			500.00	-	500.00	364.07	135.93		

SR #22		Signature Reprographics (21-00873)					Printing and reprographic services		
Line Item	CPM Object Code	District Object Code	Initial Amount	Changes	Current Amount	Expensed To Date	Balance	Project	
22-9493-0-9733-8500-6231-402-0100	6231	5803	5,000.00	-	5,000.00	2,918.62	2,081.38	Vacaville HS - New Gym	
Totals:			5,000.00	-	5,000.00	2,918.62	2,081.38		

SR #23		Signature Reprographics (BP21-00241)					Printing and reprographic services		
Line Item	CPM Object Code	District Object Code	Initial Amount	Changes	Current Amount	Expensed To Date	Balance	Project	
25-9060-0-9038-8500-6231-210-0100	6231	6200	5,000.00	-	5,000.00	4,333.63	666.37	621 Orchard Shelley Dalley Project	
Totals:			5,000.00	-	5,000.00	4,333.63	666.37		

SR #26		Signature Reprographics (BP21-00337)					Printing and reprographic services		
Line Item	CPM Object Code	District Object Code	Initial Amount	Changes	Current Amount	Expensed To Date	Balance	Project	
22-9493-0-9748-8500-6231-402-0100	6231	6200	5,000.00	-	5,000.00	1,954.04	3,045.96	Vacaville HS - Improvements	
Totals:			5,000.00	-	5,000.00	1,954.04	3,045.96		

SR #29		Signature Reprographics (BP21-00388)					Printing and reprographic services		
Line Item	CPM Object Code	District Object Code	Initial Amount	Changes	Current Amount	Expensed To Date	Balance	Project	
22-9493-0-9740-8500-6231-201-0100	6231	6200	4,000.00	-	4,000.00	3,798.69	201.31	Alamo ES Improvements	
Totals:			4,000.00	-	4,000.00	3,798.69	201.31		

SR #30		Signature Reprographics (BP21-00389)					Printing and reprographic services		
Line Item	CPM Object Code	District Object Code	Initial Amount	Changes	Current Amount	Expensed To Date	Balance	Project	
22-9493-0-9747-8500-6231-206-0100	6231	6200	4,000.00	-	4,000.00	1,899.12	2,100.88	Padan ES Improvements	
Totals:			4,000.00	-	4,000.00	1,899.12	2,100.88		

SR #31		Signature Reprographics (BP21-00390)					Printing and reprographic services		
Line Item	CPM Object Code	District Object Code	Initial Amount	Changes	Current Amount	Expensed To Date	Balance	Project	
22-9493-0-9741-8500-6231-303-0100	6231	6200	4,000.00	-	4,000.00	3,473.39	526.61	Vaca Peña MS Improvements	
Totals:			4,000.00	-	4,000.00	3,473.39	526.61		

**Vacaville Unified School District - Measure A
Committed Costs Detail Report**

As of: 12/21/22

SR #36		Signature Reprographics (BP22-00340)					Printing and reprographic services		
Line Item	CPM Object Code	District Object Code	Initial Amount	Changes	Current Amount	Expensed To Date	Balance	Project	
01-7425-0-9749-8500-6231-207-0100	6231	6200	3,000.00	-	3,000.00	2,182.29	817.71	Fairmont Preschool Project	
Totals:			3,000.00	-	3,000.00	2,182.29	817.71		

SR #37		Signature Reprographics (BP22-00564)					Printing and reprographic services		
Line Item	CPM Object Code	District Object Code	Initial Amount	Changes	Current Amount	Expensed To Date	Balance	Project	
22-9493-0-9754-8500-6231-301-0100	6231	6200	4,000.00	-	4,000.00	1,118.00	2,882.00	WC Wood HS Tech	
Totals:			4,000.00	-	4,000.00	1,118.00	2,882.00		

SR #38		Signature Reprographics (23-01935)					Legacy Panels (6)		
Line Item	CPM Object Code	District Object Code	Initial Amount	Changes	Current Amount	Expensed To Date	Balance	Project	
22-9493-0-9748-8200-6259-402-0100	6259	6200	7,071.38	-	7,071.38	-	7,071.38	Vacaville HS - Improvements	
Totals:			7,071.38	-	7,071.38	-	7,071.38		

SSE #33		Sierra School Equipment Co (22-03693, 22-03670)					Padan, Vaca Peña: Furniture and equipment		
Line Item	CPM Object Code	District Object Code	Initial Amount	Changes	Current Amount	Expensed To Date	Balance	Project	
22-9493-0-9747-8200-6420-206-0100	6420	6400	12,497.29	-	12,497.29	12,497.29	-	Padan ES Improvements	
22-9493-0-9741-8200-6420-303-0100	6420	6400	25,665.95	-	25,665.95	-	25,665.95	Vaca Peña MS Improvements	
Totals:			38,163.24	-	38,163.24	12,497.29	25,665.95		

SSE #35		Sierra School Equipment Co (23-01028)					Furniture and whiteboards		
Line Item	CPM Object Code	District Object Code	Initial Amount	Changes	Current Amount	Expensed To Date	Balance	Project	
22-9493-0-9746-8200-6420-213-0100	6420	6400	27,877.93	-	27,877.93	-	27,877.93	Cooper ES Improvements	
Totals:			27,877.93	-	27,877.93	-	27,877.93		

SSE #37		Sierra School Equipment Co (23-01578)					Desks and chairs for site		
Line Item	CPM Object Code	District Object Code	Initial Amount	Changes	Current Amount	Expensed To Date	Balance	Project	
22-9493-0-9754-8200-4300-301-0100	4300	4300	155,881.65	-	155,881.65	-	155,881.65	WC Wood HS Tech	
Totals:			155,881.65	-	155,881.65	-	155,881.65		

**Vacaville Unified School District - Measure A
Committed Costs Detail Report**

As of: 12/21/22

SSE #38			Sierra School Equipment Co (23-01773)				Expoxy Apron Tables		
Line Item	CPM Object Code	District Object Code	Initial Amount	Changes	Current Amount	Expensed To Date	Balance	Project	
22-9493-0-9736-8200-4400-070-0100	4400	4400	12,879.85	-	12,879.85	-	12,879.85	100 McClellan St. Site Improvements	
Totals:			12,879.85	-	12,879.85	-	12,879.85		

SSE #39			Sierra School Equipment Co (23-01921)				Fume Hood Carts (3)		
Line Item	CPM Object Code	District Object Code	Initial Amount	Changes	Current Amount	Expensed To Date	Balance	Project	
22-9493-0-9748-8200-4400-402-0100	4400	4400	6,875.19	-	6,875.19	-	6,875.19	Vacaville HS - Improvements	
Totals:			6,875.19	-	6,875.19	-	6,875.19		

TCF #26			Tri-City Fence Company, Inc. (23-02051)				Parking lot area gates		
Line Item	CPM Object Code	District Object Code	Initial Amount	Changes	Current Amount	Expensed To Date	Balance	Project	
22-9493-0-9736-8500-6244.111-070-0100	6244.111	4400	11,065.00	-	11,065.00	-	11,065.00	100 McClellan St. Site Improvements	
Totals:			11,065.00	-	11,065.00	-	11,065.00		

TMP #06			TMP Services (23-01689)				Purchase and Installation of ADA ramps		
Line Item	CPM Object Code	District Object Code	Initial Amount	Changes	Current Amount	Expensed To Date	Balance	Project	
25-9060-0-9038-8500-6259-210-0100	6259	6200	59,907.92	-	59,907.92	-	59,907.92	621 Orchard Shelley Dalley Project	
Totals:			59,907.92	-	59,907.92	-	59,907.92		

VEC #39			Vista Environmental Consulting (21-03220)				Exterior Paint: HazMat survey and reporting		
Line Item	CPM Object Code	District Object Code	Initial Amount	Changes	Current Amount	Expensed To Date	Balance	Project	
22-9493-0-9748-8500-6221-402-0100	6221	6200	22,890.00	-	22,890.00	7,532.50	15,357.50	Vacaville HS - Improvements	
Totals:			22,890.00	-	22,890.00	7,532.50	15,357.50		

VEC #49			Vista Environmental Consulting (22-03389)				Hazardous material monitoring services		
Line Item	CPM Object Code	District Object Code	Initial Amount	Changes	Current Amount	Expensed To Date	Balance	Project	
22-9493-0-9754-8500-6221-301-0100	6221	6200	18,745.00	-	18,745.00	-	18,745.00	WC Wood HS Tech	
Totals:			18,745.00	-	18,745.00	-	18,745.00		

VEC #52			Vista Environmental Consulting (22-03795)				Hazardous material monitoring services		
Line Item	CPM Object Code	District Object Code	Initial Amount	Changes	Current Amount	Expensed To Date	Balance	Project	
22-9493-0-9748-8500-6221-402-0100	6221	6200	30,870.00	-	30,870.00	1,050.00	29,820.00	Vacaville HS - Improvements	
Totals:			30,870.00	-	30,870.00	1,050.00	29,820.00		

**Vacaville Unified School District - Measure A
Committed Costs Detail Report**

As of: 12/21/22

VRS #45 Valley Relocation Services (22-03799)								Move services
Line Item	CPM Object Code	District Object Code	Initial Amount	Changes	Current Amount	Expensed To Date	Balance	Project
22-9493-0-9740-8500-6274-201-0100	6274	6200	21,552.00	-	21,552.00	14,510.88	7,041.12	Alamo ES Improvements
Totals:			21,552.00	-	21,552.00	14,510.88	7,041.12	

VRS #47 Valley Relocation Services (23-01768)								Move services for kinder portable
Line Item	CPM Object Code	District Object Code	Initial Amount	Changes	Current Amount	Expensed To Date	Balance	Project
22-9493-0-9737-8500-6274-208-0100	6274	6200	1,367.00	-	1,367.00	-	1,367.00	Hemlock / ACE Improvements
Totals:			1,367.00	-	1,367.00	-	1,367.00	

VRS #48 Valley Relocation Services (23-01936)								Move services for Music Room
Line Item	CPM Object Code	District Object Code	Initial Amount	Changes	Current Amount	Expensed To Date	Balance	Project
22-9493-0-9748-8500-6274-402-0100	6274	6200	4,691.00	-	4,691.00	-	4,691.00	Vacaville HS - Improvements
Totals:			4,691.00	-	4,691.00	-	4,691.00	

WCE #18 Warren Consulting Engineers, Inc. (23-01448)								Bud Drop off Land survey as-built services
Line Item	CPM Object Code	District Object Code	Initial Amount	Changes	Current Amount	Expensed To Date	Balance	Project
22-9493-0-9740-8500-6120.005-201-0100	6120.005	6120	3,400.00	-	3,400.00	-	3,400.00	Alamo ES Improvements
Totals:			3,400.00	-	3,400.00	-	3,400.00	

WMS #11 Waters Moving & Storage (23-00956)								Music room: move services, storage rental
Line Item	CPM Object Code	District Object Code	Initial Amount	Changes	Current Amount	Expensed To Date	Balance	Project
22-9493-0-9748-8500-6274-402-0100	6274	6200	7,200.00	-	7,200.00	5,600.00	1,600.00	Vacaville HS - Improvements
Totals:			7,200.00	-	7,200.00	5,600.00	1,600.00	

WP #03 19SixArchitects (formerly Williams+Paddon Architects+Planners) (20-02933, 22-02267, 23-01318)								McClellan: Architectural and Engineering services
Line Item	CPM Object Code	District Object Code	Initial Amount	Changes	Current Amount	Expensed To Date	Balance	Project
22-9493-0-9736-8500-6210-070-0100	6210	6200	1,169,625.00	64,800.00	1,234,425.00	1,134,751.43	99,673.57	100 McClellan St. Site Improvements
Totals:			1,169,625.00	64,800.00	1,234,425.00	1,134,751.43	99,673.57	

**Vacaville Unified School District - Measure A
Committed Costs Detail Report**

As of: 12/21/22

WSUP #03			Wilco Supply (BP23-00055)				Lock Cylinders (16)	
Line Item	CPM Object Code	District Object Code	Initial Amount	Changes	Current Amount	Expensed To Date	Balance	Project
22-9493-0-9736-8200-4300-070-0100	4300	4300	918.58	-	918.58	-	918.58	#N/A
Totals:			918.58	-	918.58	-	918.58	
			<u>Initial</u>	<u>Changes</u>	<u>Revised</u>	<u>Expensed</u>	<u>Balance</u>	
Total Open Commitments:			47,795,545.60	1,755,330.23	49,550,875.83	41,822,533.10	7,728,342.73	
Total Fully Paid Commitments:			128,863,298.48	33,640,415.41	162,503,713.89	162,503,713.89	-	
Grand Total All Commitments:			<u>176,658,844.08</u>	<u>35,395,745.64</u>	<u>212,054,589.72</u>	<u>204,326,246.99</u>	<u>7,728,342.73</u>	

Note: report shows only contracts with open balances

**Vacaville Unified School District - Measure A
Committed Costs Detail Report**

As of: 12/21/22

Project Summaries

Committed Budget vs Funding

Project	Total Committed Budget By Fund						
	Grants & Other Revenue	21 Measure V	22 Measure A	25 Developer Fees	Prop 39 Energy	Rebates	Total
Total Completed Projects	1,236,127.27	12,048.76	81,255,793.18	6,086,449.21	3,041,580.09	174,499.03	91,806,497.54
100 McClellan Street Site Improvements Project	199,999.99	-	17,734,583.20	5,000,000.00	-	-	22,934,583.19
621 Orchard Ave Shelley Dally Early Learning Village Project	-	-	45,925.89	4,259,836.73	-	-	4,305,762.62
Alamo ES Improvements Project	-	-	4,118,434.43	-	-	-	4,118,434.43
Browns Valley ES Improvements Project	58,699.00	-	2,037,807.91	-	-	-	2,096,506.91
Callison ES Improvements Project	58,699.00	-	1,681,774.33	-	-	-	1,740,473.33
Cooper ES Improvements Project	58,699.00	-	1,711,138.47	-	-	-	1,769,837.47
District-Wide Improvements Projects – Phase 3	-	-	106,177.76	-	-	-	106,177.76
District Wide - HVAC Projects	-	-	388,932.32	-	-	-	388,932.32
District Wide - Remaining Funds	-	-	1,336,286.00	-	-	-	1,336,286.00
District Wide - Roof Replacement Projects	-	-	304,439.42	-	-	-	304,439.42
Fairmont Preschool Project	711,698.39	-	-	890,000.00	-	-	1,601,698.39
Hemlock / ACE Improvements Project	-	-	4,324,163.58	-	-	-	4,324,163.58
Markham ES Improvements Project	-	-	31,713,395.71	4,995,855.69	-	-	36,709,251.40
Orchard ES Improvements Project	-	-	1,598,656.24	-	-	-	1,598,656.24
Padan ES Improvements Project	-	-	2,878,358.18	-	-	-	2,878,358.18
Technology - Phase 3	3,368.06	-	1,794,492.16	-	-	-	1,797,860.22
Vaca Peña MS Improvements Project	-	-	1,894,833.88	-	-	-	1,894,833.88
Vacaville HS - New Gym Project	-	-	5,881,718.83	-	-	-	5,881,718.83
Vacaville HS - Improvements Project	-	-	4,686,808.50	-	-	-	4,686,808.50
WC Wood HS Technology Project	-	-	1,953,084.51	-	-	-	1,953,084.51
WC Wood HS Theater Improvements	428,728.31	-	1,027,416.21	-	-	-	1,456,144.52
Future Unassigned Major Projects	-	-	-	-	-	-	-
Future Unassigned Technology Projects	-	-	-	-	-	-	-
Program Expense - Measure A	-	37,567.00	15,501,667.45	737,972.65	86,873.38	-	16,364,080.48
Program Construction Cost Escalation	-	-	-	-	-	-	-
Program Loss Reserve	-	-	-	-	-	-	-
Unallocated Prop39 Energy Funding	-	-	-	-	-	-	-
Temporary Funding Reserve	-	-	-	-	-	-	-
Totals:	2,756,019.02	49,615.76	183,975,888.16	21,970,114.28	3,128,453.47	174,499.03	212,054,589.72

**Vacaville Unified School District - Measure A
Committed Costs Detail Report**

As of: 12/21/22

Project	Funding Per Project Budget						
	Grants & Other Revenue	21 Measure V	22 Measure A	25 Developer Fees	Prop 39 Energy	Rebates	Total
Total Completed Projects	1,236,127.27	12,048.76	81,255,793.18	6,086,449.21	3,041,580.09	174,499.03	91,806,497.54
100 McClellan Street Site Improvements Project	199,999.99	-	18,298,196.01	5,000,000.00	-	-	23,498,196.00
621 Orchard Ave Shelley Dally Early Learning Village Project	-	-	45,925.89	4,264,668.59	-	-	4,310,594.48
Alamo ES Improvements Project	-	-	4,122,395.17	-	-	-	4,122,395.17
Browns Valley ES Improvements Project	58,699.00	-	2,105,735.46	-	-	-	2,164,434.46
Callison ES Improvements Project	58,699.00	-	1,705,563.63	-	-	-	1,764,262.63
Cooper ES Improvements Project	58,699.00	-	1,798,627.16	-	-	-	1,857,326.16
District-Wide Improvements Projects – Phase 3	-	-	106,177.76	-	-	-	106,177.76
District Wide - HVAC Projects	-	-	388,932.32	-	-	-	388,932.32
District Wide - Remaining Funds	-	-	4,676,286.00	-	-	-	4,676,286.00
District Wide - Roof Replacement Projects	-	-	304,439.42	-	-	-	304,439.42
Fairmont Preschool Project	974,428.01	-	-	890,000.00	-	-	1,864,428.01
Hemlock / ACE Improvements Project	-	-	4,327,800.07	-	-	-	4,327,800.07
Markham ES Improvements Project	-	-	31,721,700.00	5,000,000.00	-	-	36,721,700.00
Orchard ES Improvements Project	-	-	1,598,656.24	-	-	-	1,598,656.24
Padan ES Improvements Project	-	-	2,925,422.16	-	-	-	2,925,422.16
Technology - Phase 3	3,368.06	-	2,085,834.98	-	-	-	2,089,203.04
Vaca Peña MS Improvements Project	-	-	1,922,014.17	-	-	-	1,922,014.17
Vacaville HS - New Gym Project	-	-	6,032,000.00	-	-	-	6,032,000.00
Vacaville HS - Improvements Project	-	-	4,906,671.02	-	-	-	4,906,671.02
WC Wood HS Technology Project	-	-	2,237,567.21	-	-	-	2,237,567.21
WC Wood HS Theater Improvements	428,728.31	-	1,029,064.25	-	-	-	1,457,792.56
Future Unassigned Major Projects	-	-	-	-	-	-	-
Future Unassigned Technology Projects	-	-	-	-	-	-	-
Program Expense - Measure A	-	37,567.00	18,331,795.44	750,627.85	86,873.38	-	19,206,863.67
Program Construction Cost Escalation	-	-	-	-	-	-	-
Program Loss Reserve	-	-	-	-	-	-	-
Unallocated Prop39 Energy Funding	-	-	-	-	-	-	-
Temporary Funding Reserve	-	-	-	-	-	-	-
Totals:	3,018,748.64	49,615.76	191,926,597.54	21,991,745.65	3,128,453.47	174,499.03	220,289,660.09

**Vacaville Unified School District - Measure A
Committed Costs Detail Report**

As of: 12/21/22

Project	Remaining Uncommitted Funds (must not be negative)						
	Grants & Other Revenue	21 Measure V	22 Measure A	25 Developer Fees	Prop 39 Energy	Rebates	Total
<i>Total Completed Projects</i>	-	-	-	-	-	-	-
100 McClellan Street Site Improvements Project	-	-	563,612.81	-	-	-	563,612.81
621 Orchard Ave Shelley Dally Early Learning Village Project	-	-	-	4,831.86	-	-	4,831.86
Alamo ES Improvements Project	-	-	3,960.74	-	-	-	3,960.74
Browns Valley ES Improvements Project	-	-	67,927.55	-	-	-	67,927.55
Callison ES Improvements Project	-	-	23,789.30	-	-	-	23,789.30
Cooper ES Improvements Project	-	-	87,488.69	-	-	-	87,488.69
District-Wide Improvements Projects – Phase 3	-	-	-	-	-	-	-
District Wide - HVAC Projects	-	-	-	-	-	-	-
District Wide - Remaining Funds	-	-	3,340,000.00	-	-	-	3,340,000.00
District Wide - Roof Replacement Projects	-	-	-	-	-	-	-
Fairmont Preschool Project	262,729.62	-	-	-	-	-	262,729.62
Hemlock / ACE Improvements Project	-	-	3,636.49	-	-	-	3,636.49
Markham ES Improvements Project	-	-	8,304.29	4,144.31	-	-	12,448.60
Orchard ES Improvements Project	-	-	-	-	-	-	-
Padan ES Improvements Project	-	-	47,063.98	-	-	-	47,063.98
Technology - Phase 3	-	-	291,342.82	-	-	-	291,342.82
Vaca Peña MS Improvements Project	-	-	27,180.29	-	-	-	27,180.29
Vacaville HS - New Gym Project	-	-	150,281.17	-	-	-	150,281.17
Vacaville HS - Improvements Project	-	-	219,862.52	-	-	-	219,862.52
WC Wood HS Technology Project	-	-	284,482.70	-	-	-	284,482.70
WC Wood HS Theater Improvements	-	-	1,648.04	-	-	-	1,648.04
Future Unassigned Major Projects	-	-	-	-	-	-	-
Future Unassigned Technology Projects	-	-	-	-	-	-	-
Program Expense - Measure A	-	-	2,830,127.99	12,655.20	-	-	2,842,783.19
Program Construction Cost Escalation	-	-	-	-	-	-	-
Program Loss Reserve	-	-	-	-	-	-	-
Unallocated Prop39 Energy Funding	-	-	-	-	-	-	-
Temporary Funding Reserve	-	-	-	-	-	-	-
Totals:	262,729.62	-	7,950,709.38	21,631.37	-	-	8,235,070.37

Vacaville Unified School District - Measure A
Project Expenditure Summary
 By Project, by Fund, by Fiscal Year
 Expenditures Thru: 12/21/22

		Fiscal Year 2014-15							
Proj ID	Project	22 Measure A	21 Measure V	25 Developer Fees	39 Energy	01 Grants & Other Revenue	10 Kairos Prop 39	RB Rebates	TOTAL
9721	Elm Campus - ADA Improvement Project	-	-	-	-	-	-	-	-
9720	Jepson MS - Modernization Project	-	-	-	-	-	-	-	-
9722	Orchards ES - Paving Improvement Project	-	-	-	-	-	-	-	-
9029	Prop 39 Energy Projects	-	-	-	1,495.00	-	-	-	1,495.00
9718	Sierra Vista K/8 - Increment 1 - Campus Conversion Project	-	-	-	-	-	-	-	-
9719	Sierra Vista K/8 - Increment 2 - New MPB and Science Classroom Project	-	-	-	-	-	-	-	-
9723	Technology - Phase 1	498,056.00	-	-	-	-	-	-	498,056.00
9715	Vacaville HS - Increment 1 - Parking Lot & Tennis Court Improvement Project	-	-	-	-	-	-	-	-
9716	Vacaville HS - Increment 2 - New Classroom Building(s) Project	-	-	-	-	-	-	-	-
9714	WC Wood HS - New Stadium Project	-	-	-	-	-	-	-	-
9002	Program Expense	102,890.82	8,220.00	4,950.00	17,739.35	-	-	-	133,800.17
Totals:		600,946.82	8,220.00	4,950.00	19,234.35	-	-	-	633,351.17

		Fiscal Year 2015-16							
Proj ID	Project	22 Measure A	21 Measure V	25 Developer Fees	39 Energy	01 Grants & Other Revenue	10 Kairos Prop 39	RB Rebates	TOTAL
		599,555.80	-	-	-	-	-	-	599,555.80
		706,670.91	-	-	-	-	-	-	706,670.91
		169,002.63	-	-	-	-	-	-	169,002.63
		-	-	-	10,669.10	-	-	-	10,669.10
		830,933.48	-	-	-	-	-	-	830,933.48
		6,622.50	-	-	-	-	-	-	6,622.50
		3,106,242.08	12,048.76	-	-	9,340.33	-	-	3,127,631.17
		1,650,764.54	-	-	-	-	-	-	1,650,764.54
		619,515.98	-	-	-	-	-	-	619,515.98
		476,966.20	-	-	-	-	-	-	476,966.20
		1,864,321.86	29,347.00	16,270.54	65,715.30	-	-	-	1,975,654.70
Totals:		10,030,595.98	41,395.76	16,270.54	76,384.40	9,340.33	-	-	10,173,987.01

		Fiscal Year 2016-17							
Proj ID	Project	22 Measure A	21 Measure V	25 Developer Fees	39 Energy	01 Grants & Other Revenue	10 Kairos Prop 39	RB Rebates	TOTAL
9728	District-Wide Improvements Projects - Phase 1	-	-	-	-	-	-	-	-
9721	Elm Campus - ADA Improvement Project	1,426,301.58	-	-	-	-	-	-	1,426,301.58
9724	ISP Tenant Improvement Project	5,795.10	-	258,905.79	-	-	-	-	264,700.89
9720	Jepson MS - Modernization Project	4,353,475.96	-	-	-	-	-	-	4,353,475.96
9730	Markham ES Improvements Project	-	-	-	-	-	-	-	-
9725	Markham ES Toilet Building Relocation Project	-	-	70,500.07	-	-	-	-	70,500.07
9722	Orchards ES - Paving Improvement Project	18,466.00	-	-	-	-	-	-	18,466.00
9029	Prop 39 Energy Projects	-	-	-	1,362,364.26	-	65,181.78	-	1,427,546.04
9803	Security Cameras Upgrade Project - Phase 1	-	-	354,359.69	-	-	-	-	354,359.69
9718	Sierra Vista K/8 - Increment 1 - Campus Conversion Project	1,870,905.76	-	-	-	-	-	-	1,870,905.76
9719	Sierra Vista K/8 - Increment 2 - New MPB and Science Classroom Project	1,503,599.75	-	-	-	-	-	-	1,503,599.75
9021	Sierra Vista K/8 - Increment 3 - Admin/Library/Media Ctr. Modernization	-	-	-	-	-	-	-	-
9723	Technology - Phase 1	1,176,155.98	-	-	-	5,000.00	-	-	1,181,155.98
9715	Vacaville HS - Increment 1 - Parking Lot & Tennis Court Improvement Project	2,744,609.79	-	-	-	-	-	-	2,744,609.79
9716	Vacaville HS - Increment 2 - New Classroom Building(s) Project	7,903,168.74	-	-	-	-	-	-	7,903,168.74
9729	Vacaville HS - Auto Shop Project	-	-	-	-	-	-	-	-
9726	Vacaville HS - Woodshop Project	-	-	64,707.04	-	-	-	-	64,707.04
9714	WC Wood HS - New Stadium Project	1,529,332.19	-	-	-	-	-	-	1,529,332.19
9002	Program Expense	2,814,432.91	-	265,713.82	2,938.73	-	-	-	3,083,085.46
Totals:		25,346,243.76	-	1,014,186.41	1,365,302.99	5,000.00	65,181.78	-	27,795,914.94

		Fiscal Year 2017-18							
Proj ID	Project	22 Measure A	21 Measure V	25 Developer Fees	39 Energy	01 Grants & Other Revenue	10 Kairos Prop 39	RB Rebates	TOTAL
		353,575.25	-	-	-	-	-	-	353,575.25
		14,268.24	-	-	-	-	-	-	14,268.24
		-	-	1,125,016.92	-	-	-	-	1,125,016.92
		6,820,489.54	-	-	-	-	-	-	6,820,489.54
		226,010.18	-	-	-	-	-	-	226,010.18
		-	-	358,868.66	-	-	-	-	358,868.66
		-	-	-	-	-	-	-	-
		33,134.52	-	-	1,147,422.30	-	27,243.22	-	1,207,800.04
		-	-	62,084.69	-	-	-	-	62,084.69
		21,589.60	-	-	-	-	-	-	21,589.60
		4,554,818.99	-	1,078,698.19	-	-	-	-	5,633,517.18
		26,000.00	-	-	-	-	-	-	26,000.00
		372,782.25	-	-	-	-	-	-	372,782.25
		6,892.13	-	-	-	-	-	-	6,892.13
		7,668,647.25	-	-	-	-	-	-	7,668,647.25
		-	-	79,995.50	-	-	-	-	79,995.50
		-	-	585,326.41	-	-	-	-	585,326.41
		13,322,951.55	-	106,047.90	-	(24.08)	-	-	13,428,975.37
		3,077,801.43	-	141,966.74	480.00	-	-	-	3,220,248.17
Totals:		36,498,960.93	-	3,538,005.01	1,147,902.30	(24.08)	27,243.22	-	41,212,087.38

Project Expenditure Summary

By Project, by Fund, by Fiscal Year
Expenditures Thru: 12/21/22

Proj ID	Project	Fiscal Year 2018-19							Fiscal Year 2019-20								
		22 Measure A	21 Measure V	25 Developer Fees	39 Energy	01 GF and Grants	01 Grants & Other Revenue	RB Rebates	TOTAL	22 Measure A	21 Measure V	25 Developer Fees	39 Energy	01 Grants & Other Revenue	10 Kairos Prop 39	RB Rebates	TOTAL
9736	100 McClellan Street Site Improvements Project	-	-	-	-	-	-	-	-	1,288,947.56	-	-	-	197,391.49	-	-	1,486,339.05
9740	Alamo ES Improvements Project	-	-	-	-	-	-	-	-	355.00	-	-	-	-	-	-	355.00
9035	Brown Street Site Improvements Project	245,076.94	-	-	-	-	-	-	245,076.94	2,192,737.52	-	-	-	-	-	-	2,192,737.52
9728	District-Wide Improvements Projects – Phase 1	396,502.83	-	-	-	-	-	-	396,502.83	55,937.70	-	-	-	-	-	-	55,937.70
9724	ISP Tenant Improvement Project	-	-	11,350.00	-	-	-	-	11,350.00	-	-	-	-	-	-	-	-
9720	Jepson MS - Modernization Project	(124,349.85)	-	-	-	474,438.00	-	-	350,088.15	2,378.00	-	-	-	-	-	-	2,378.00
9730	Markham ES Improvements Project	1,556,530.54	-	1,564,752.53	-	-	-	-	3,121,283.07	16,739,107.93	-	3,400,058.52	-	-	-	-	20,139,166.45
9739	Orchard ES Improvements Project	-	-	-	-	-	-	-	-	532.50	-	-	-	-	-	-	532.50
9738	Phase 3 Portables Projects	-	-	-	-	-	-	-	-	5,744.80	-	-	-	-	-	-	5,744.80
9029	Prop 39 Energy Projects	82,818.51	-	-	519,629.43	-	5,150.75	174,499.03	782,097.72	2,784.12	-	-	-	36,500.00	-	-	39,284.12
9718	Sierra Vista K/8 - Increment 1 - Campus Conversion Project	6,214.97	-	-	-	-	-	-	6,214.97	-	-	-	-	-	-	-	-
9719	Sierra Vista K/8 - Increment 2 - New MPB and Science Classroom Project	2,007,716.85	-	(78,698.18)	-	-	-	-	1,929,018.67	248,892.35	-	-	-	-	-	-	248,892.35
9021	Sierra Vista K/8 - Increment 3 - Admin./Library/Media Ctr. Modernization	108,419.35	-	-	-	-	-	-	108,419.35	1,394,475.22	-	-	-	-	-	-	1,394,475.22
9723	Technology - Phase 1	853,239.70	-	-	-	-	-	-	853,239.70	115,547.04	-	-	-	-	-	-	115,547.04
9037	Technology - Phase 2	170,574.92	-	-	-	-	-	-	170,574.92	705,851.38	-	-	-	-	-	-	705,851.38
9742	Technology - Phase 3	-	-	-	-	-	-	-	-	248.50	-	-	-	-	-	-	248.50
9741	Vaca Peña MS Improvements Project	-	-	-	-	-	-	-	-	4,007.50	-	-	-	-	-	-	4,007.50
9716	Vacaville HS - Increment 2 - New Classroom Building(s) Project	1,170,950.27	-	-	-	-	-	-	1,170,950.27	552.00	-	-	-	-	-	-	552.00
9732	Vacaville HS Portable Relocation Project	-	-	-	-	-	-	-	-	2,530.00	-	-	-	-	-	-	2,530.00
9733	Vacaville HS - New Gym Project	-	-	-	-	-	-	-	-	10,310.64	-	-	-	-	-	-	10,310.64
9748	Vacaville HS - Improvements Project	-	-	-	-	-	-	-	-	101,500.00	-	-	-	-	-	-	101,500.00
9726	Vacaville HS - Woodshop Project	-	-	(391,826.47)	-	415,741.96	-	-	23,915.49	-	-	-	-	-	-	-	-
9036	WC Wood HS Site Conversion Project	6,960.00	-	-	-	-	-	-	6,960.00	-	-	-	-	-	-	-	-
9714	WC Wood HS - New Stadium Project	358,936.48	-	-	-	670.85	-	-	359,607.33	-	-	-	-	-	-	-	-
9734	WC Wood HS Theater Improvements	-	-	-	-	-	-	-	-	193,763.36	-	-	-	-	-	-	193,763.36
9731	Zunino Stadium Improvements Project	355,636.35	-	-	-	-	-	-	355,636.35	5,819,677.10	-	-	-	-	-	-	5,819,677.10
621P	Purchase of 621 Orchard Avenue	-	-	-	-	-	-	-	-	-	-	100,000.00	-	-	-	-	100,000.00
9002	Program Expense	2,097,809.14	-	156,090.24	-	-	-	-	2,253,899.38	2,438,444.50	-	(46.37)	-	-	-	-	2,438,398.13
Totals:		9,293,037.00	-	1,261,668.12	519,629.43	890,850.81	5,150.75	174,499.03	12,144,835.14	31,324,324.72	-	3,500,012.15	-	197,391.49	36,500.00	-	35,058,228.36

Proj ID	Project	Fiscal Year 2020-21							Fiscal Year 2021-22								
		22 Measure A	21 Measure V	25 Developer Fees	39 Energy	01 Grants & Other Revenue	10 Kairos Prop 39	RB Rebates	TOTAL	22 Measure A	21 Measure V	25 Developer Fees	39 Energy	01 Grants & Other Revenue	10 Kairos Prop 39	RB Rebates	TOTAL
9736	100 McClellan Street Site Improvements Project	4,289,099.96	-	-	-	-	-	-	4,289,099.96	11,162,598.30	-	3,651,409.37	-	-	-	-	14,814,007.67
9038	621 Orchard Ave Shelley Dally Early Learning Village Project	-	-	443,685.94	-	-	-	-	443,685.94	19,944.64	-	3,159,268.26	-	-	-	-	3,179,212.90
9740	Alamo ES Improvements Project	41,306.91	-	-	-	-	-	-	41,306.91	1,607,333.58	-	-	-	-	-	-	1,607,333.58
9035	Brown Street Site Improvements Project	527.50	-	-	-	-	-	-	527.50	-	-	-	-	-	-	-	-
9744	Browns Valley ES Improvements Project	7,649.50	-	-	-	-	-	-	7,649.50	803,781.87	-	-	-	58,699.00	-	-	862,480.87
9745	Callison ES Improvements Project	18,371.19	-	-	-	-	-	-	18,371.19	835,794.39	-	-	-	58,699.00	-	-	894,493.39
9746	Cooper ES Improvements Project	18,389.44	-	-	-	-	-	-	18,389.44	1,144,230.44	-	-	-	58,699.00	-	-	1,202,929.44
9728	District-Wide Improvements Projects – Phase 1	467.14	-	-	-	-	-	-	467.14	-	-	-	-	-	-	-	-
9743	District-Wide Improvements Projects – Phase 3	45,009.62	-	-	-	-	-	-	45,009.62	38,273.66	-	-	-	-	-	-	38,273.66
9717	District Wide - HVAC Projects	52,104.79	-	-	-	-	-	-	52,104.79	318,639.53	-	-	-	-	-	-	318,639.53
9735	District Wide - Roof Replacement Projects	274,595.49	-	-	-	-	-	-	274,595.49	29,843.93	-	-	-	-	-	-	29,843.93
9749	Fairmont Preschool Project	-	-	-	-	2,800.00	-	-	2,800.00	-	-	318,250.00	-	513,092.35	-	-	831,342.35
9737	Hemlock / ACE Improvements Project	448,194.96	-	-	-	-	-	-	448,194.96	3,195,729.90	-	-	-	-	-	-	3,195,729.90
9730	Markham ES Improvements Project	9,521,030.41	-	29,864.96	-	-	-	-	9,550,895.37	3,409,726.61	-	1,179.68	-	-	-	-	3,410,906.29
9739	Orchard ES Improvements Project	470,481.10	-	-	-	-	-	-	470,481.10	1,126,442.64	-	-	-	-	-	-	1,126,442.64
9747	Padan ES Improvements Project	4,525.63	-	-	-	-	-	-	4,525.63	1,093,932.97	-	-	-	-	-	-	1,093,932.97
9029	Prop 39 Energy Projects	215.00	-	-	-	-	-	-	215.00	-	-	-	-	-	-	-	-
9021	Sierra Vista K/8 - Increment 3 - Admin./Library/Media Ctr. Modernization	100,643.39	-	-	-	-	-	-	100,643.39	-	-	-	-	-	-	-	-
9723	Technology - Phase 1	(196,884.46)	-	-	-	196,884.46	-	-	-	-	-	-	-	-	-	-	-
9037	Technology - Phase 2	367,985.84	-	-	-	-	-	-	367,985.84	-	-	-	-	-	-	-	-
9742	Technology - Phase 3	208,152.63	-	-	-	-	-	-	208,152.63	1,036,531.56	-	-	-	-	-	-	1,036,531.56
9741	Vaca Peña MS Improvements Project	8,849.74	-	-	-	-	-	-	8,849.74	809,196.38	-	-	-	-	-	-	809,196.38
9733	Vacaville HS - New Gym Project	459,259.06	-	-	-	-	-	-	459,259.06	3,509,493.20	-	-	-	-	-	-	3,509,493.20
9748	Vacaville HS - Improvements Project	622,387.43	-	-	-	-	-	-	622,387.43	1,222,394.27	-	-	-	-	-	-	1,222,394.27
9754	WC Wood HS Technology Project	-	-	-	-	-	-	-	-	279,738.35	-	-	-	-	-	-	279,738.35
9734	WC Wood HS Theater Improvements	333,018.71	-	-	-	-	-	-	333,018.71	455,908.14	-	-	-	428,728.31	-	-	884,636.45
9731	Zunino Stadium Improvements Project	405,743.93	-	-	-	-	-	-	405,743.93	-	-	-	-	-	-	-	-
621P	Purchase of 621 Orchard Avenue	-	-	2,301,113.00	-	-	-	-	2,301,113.00	-	-	-	-	-	-	-	-
9002	Program Expense	1,268,888.93	-	47,705.00	-	-	-	-	1,316,593.93	1,138,297.21	-	36,385.70	-	-	-	-	1,174,682.91
Totals:		18,770,013.84	-	2,822,368.90	-	199,684.46	-	-	21,792,067.20	33,237,831.57	-	7,166,493.01	-	1,117,917.66	-	-	41,522,242.24

Project Expenditure Summary

By Project, by Fund, by Fiscal Year
Expenditures Thru: 12/21/22

Proj ID	Project	Fiscal Year 2022-23								Fiscal Year 2023-24							
		22 Measure A	21 Measure V	25 Developer Fees	39 Energy	01 Grants & Other Revenue	10 Kairos Prop 39	RB Rebates	TOTAL	22 Measure A	21 Measure V	25 Developer Fees	39 Energy	01 Grants & Other Revenue	10 Kairos Prop 39	RB Rebates	TOTAL
9736	100 McClellan Street Site Improvements Project	607,231.53	-	1,153,234.06	-	2,608.50	-	-	1,763,074.09	-	-	-	-	-	-	-	-
9038	621 Orchard Ave Shelley Dally Early Learning Village Project	25,981.25	-	191,953.62	-	-	-	-	217,934.87	-	-	-	-	-	-	-	-
9740	Alamo ES Improvements Project	1,506,633.74	-	-	-	-	-	-	1,506,633.74	-	-	-	-	-	-	-	-
9744	Browns Valley ES Improvements Project	987,147.22	-	-	-	-	-	-	987,147.22	-	-	-	-	-	-	-	-
9745	Callison ES Improvements Project	627,183.73	-	-	-	-	-	-	627,183.73	-	-	-	-	-	-	-	-
9746	Cooper ES Improvements Project	319,870.99	-	-	-	-	-	-	319,870.99	-	-	-	-	-	-	-	-
9743	District-Wide Improvements Projects – Phase 3	9,164.48	-	-	-	-	-	-	9,164.48	-	-	-	-	-	-	-	-
9717	District Wide - HVAC Projects	15,726.00	-	-	-	-	-	-	15,726.00	-	-	-	-	-	-	-	-
9755	District Wide - Remaining Funds	-	-	-	-	-	-	-	-	-	-	-	-	-	-	-	-
9749	Fairmont Preschool Project	-	-	391,865.00	-	85,132.60	-	-	476,997.60	-	-	-	-	-	-	-	-
9737	Hemlock / ACE Improvements Project	507,977.73	-	-	-	-	-	-	507,977.73	-	-	-	-	-	-	-	-
9730	Markham ES Improvements Project	217,797.29	-	-	-	-	-	-	217,797.29	-	-	-	-	-	-	-	-
9739	Orchard ES Improvements Project	1,200.00	-	-	-	-	-	-	1,200.00	-	-	-	-	-	-	-	-
9747	Padan ES Improvements Project	1,204,203.29	-	-	-	-	-	-	1,204,203.29	-	-	-	-	-	-	-	-
9742	Technology - Phase 3	475,412.11	-	-	-	-	-	-	475,412.11	-	-	-	-	-	-	-	-
9741	Vaca Peña MS Improvements Project	804,893.80	-	-	-	-	-	-	804,893.80	-	-	-	-	-	-	-	-
9733	Vacaville HS - New Gym Project	1,477,200.95	-	-	-	-	-	-	1,477,200.95	-	-	-	-	-	-	-	-
9748	Vacaville HS - Improvements Project	2,058,349.22	-	-	-	-	-	-	2,058,349.22	-	-	-	-	-	-	-	-
9754	WC Wood HS Technology Project	820,597.14	-	-	-	-	-	-	820,597.14	-	-	-	-	-	-	-	-
9734	WC Wood HS Theater Improvements	12,494.60	-	-	-	-	-	-	12,494.60	-	-	-	-	-	-	-	-
9002	Program Expense	487,660.75	-	2,013.95	-	-	-	-	489,674.70	-	-	-	-	-	-	-	-
Totals:		12,166,725.82	-	1,739,066.63	-	87,741.10	-	-	13,993,533.55	-	-	-	-	-	-	-	-

Project Expenditure Summary

By Project, by Fund, by Fiscal Year
Expenditures Thru: 12/21/22

Proj ID	Project	Total All Years							TOTAL
		22 Measure A	21 Measure V	25 Developer Fees	39 Energy	01 Grants & Other Revenue	10 Kairos Prop 39	RB Rebates	
9736	100 McClellan Street Site Improvements Project	17,347,877.35	-	4,804,643.43	-	199,999.99	-	-	22,352,520.77
9038	621 Orchard Ave Shelley Dally Early Learning Village Project	45,925.89	-	3,794,907.82	-	-	-	-	3,840,833.71
9740	Alamo ES Improvements Project	3,155,629.23	-	-	-	-	-	-	3,155,629.23
9035	Brown Street Site Improvements Project	2,438,341.96	-	-	-	-	-	-	2,438,341.96
9744	Browns Valley ES Improvements Project	1,798,578.59	-	-	-	58,699.00	-	-	1,857,277.59
9745	Callison ES Improvements Project	1,481,349.31	-	-	-	58,699.00	-	-	1,540,048.31
9746	Cooper ES Improvements Project	1,482,490.87	-	-	-	58,699.00	-	-	1,541,189.87
9728	District-Wide Improvements Projects – Phase 1	806,482.92	-	-	-	-	-	-	806,482.92
9743	District-Wide Improvements Projects – Phase 3	92,447.76	-	-	-	-	-	-	92,447.76
9717	District Wide - HVAC Projects	386,470.32	-	-	-	-	-	-	386,470.32
9755	District Wide - Remaining Funds	-	-	-	-	-	-	-	-
9735	District Wide - Roof Replacement Projects	304,439.42	-	-	-	-	-	-	304,439.42
9721	Elm Campus - ADA Improvement Project	2,040,125.62	-	-	-	-	-	-	2,040,125.62
9749	Fairmont Preschool Project	-	-	710,115.00	-	601,024.95	-	-	1,311,139.95
9737	Hemlock / ACE Improvements Project	4,151,902.59	-	-	-	-	-	-	4,151,902.59
9724	ISP Tenant Improvement Project	5,795.10	-	1,395,272.71	-	-	-	-	1,401,067.81
9720	Jepson MS - Modernization Project	11,758,664.56	-	-	-	474,438.00	-	-	12,233,102.56
9730	Markham ES Improvements Project	31,670,202.96	-	4,995,855.69	-	-	-	-	36,666,058.65
9725	Markham ES Toilet Building Relocation Project	-	-	429,368.73	-	-	-	-	429,368.73
9722	Orchards ES - Paving Improvement Project	187,468.63	-	-	-	-	-	-	187,468.63
9739	Orchard ES Improvements Project	1,598,656.24	-	-	-	-	-	-	1,598,656.24
9747	Padan ES Improvements Project	2,302,661.89	-	-	-	-	-	-	2,302,661.89
9738	Phase 3 Portables Projects	5,744.80	-	-	-	-	-	-	5,744.80
9029	Prop 39 Energy Projects	118,952.15	-	-	3,041,580.09	-	134,075.75	174,499.03	3,469,107.02
9803	Security Cameras Upgrade Project - Phase 1	-	-	416,444.38	-	-	-	-	416,444.38
9718	Sierra Vista K/8 - Increment 1 - Campus Conversion Project	2,729,643.81	-	-	-	-	-	-	2,729,643.81
9719	Sierra Vista K/8 - Increment 2 - New MPB and Science Classroom Project	8,321,650.44	-	1,000,000.01	-	-	-	-	9,321,650.45
9021	Sierra Vista K/8 - Increment 3 - Admin./Library/Media Ctr. Modernization	1,629,537.96	-	-	-	-	-	-	1,629,537.96
9723	Technology - Phase 1	5,925,138.59	12,048.76	-	-	211,224.79	-	-	6,148,412.14
9037	Technology - Phase 2	1,244,412.14	-	-	-	-	-	-	1,244,412.14
9742	Technology - Phase 3	1,720,344.80	-	-	-	-	-	-	1,720,344.80
9741	Vaca Peña MS Improvements Project	1,626,947.42	-	-	-	-	-	-	1,626,947.42
9715	Vacaville HS - Increment 1 - Parking Lot & Tennis Court Improvement Project	4,402,266.46	-	-	-	-	-	-	4,402,266.46
9716	Vacaville HS - Increment 2 - New Classroom Building(s) Project	17,362,834.24	-	-	-	-	-	-	17,362,834.24
9732	Vacaville HS Portable Relocation Project	2,530.00	-	-	-	-	-	-	2,530.00
9733	Vacaville HS - New Gym Project	5,456,263.85	-	-	-	-	-	-	5,456,263.85
9748	Vacaville HS - Improvements Project	4,004,630.92	-	-	-	-	-	-	4,004,630.92
9729	Vacaville HS - Auto Shop Project	-	-	79,995.50	-	-	-	-	79,995.50
9726	Vacaville HS - Woodshop Project	-	-	258,206.98	-	415,741.96	-	-	673,948.94
9036	WC Wood HS Site Conversion Project	6,960.00	-	-	-	-	-	-	6,960.00
9714	WC Wood HS - New Stadium Project	15,688,186.42	-	106,047.90	-	646.77	-	-	15,794,881.09
9754	WC Wood HS Technology Project	1,100,335.49	-	-	-	-	-	-	1,100,335.49
9734	WC Wood HS Theater Improvements	995,184.81	-	-	-	428,728.31	-	-	1,423,913.12
9731	Zunino Stadium Improvements Project	6,581,057.38	-	-	-	-	-	-	6,581,057.38
621P	Purchase of 621 Orchard Avenue	-	-	2,401,113.00	-	-	-	-	2,401,113.00
9002	Program Expense	15,290,547.55	37,567.00	671,049.62	86,873.38	-	-	-	16,086,037.55
Totals:		177,268,680.44	49,615.76	21,063,020.77	3,128,453.47	2,507,901.77	134,075.75	174,499.03	204,326,246.99

Project Expenditure Summary

By Project, by Fund, by Fiscal Year
Expenditures Thru: 12/21/22

Proj ID	Project	Project Budget Summary		
		Current Budget	Total Expended	Unspent Budget
9736	100 McClellan Street Site Improvements Project	23,498,196.00	22,352,520.77	1,145,675.23
9038	621 Orchard Ave Shelley Dally Early Learning Village Project	4,310,594.48	3,840,833.71	469,760.77
9740	Alamo ES Improvements Project	4,122,395.17	3,155,629.23	966,765.94
9035	Brown Street Site Improvements Project	2,438,341.96	2,438,341.96	-
9744	Browns Valley ES Improvements Project	2,164,434.46	1,857,277.59	307,156.87
9745	Callison ES Improvements Project	1,764,262.63	1,540,048.31	224,214.32
9746	Cooper ES Improvements Project	1,857,326.16	1,541,189.87	316,136.29
9728	District-Wide Improvements Projects – Phase 1	806,482.92	806,482.92	-
9743	District-Wide Improvements Projects – Phase 3	106,177.76	92,447.76	13,730.00
9721	Elm Campus - ADA Improvement Project	2,040,125.62	2,040,125.62	-
9717	District Wide - HVAC Projects	388,932.32	386,470.32	2,462.00
9755	District Wide - Remaining Funds	4,676,286.00	-	4,676,286.00
9735	District Wide - Roof Replacement Projects	304,439.42	304,439.42	-
9749	Fairmont Preschool Project	1,864,428.01	1,311,139.95	553,288.06
9737	Hemlock / ACE Improvements Project	4,327,800.07	4,151,902.59	175,897.48
9724	ISP Tenant Improvement Project	1,401,067.81	1,401,067.81	-
9720	Jepson MS - Modernization Project	12,233,102.56	12,233,102.56	-
9730	Markham ES Improvements Project	36,721,700.00	36,666,058.65	55,641.35
9725	Markham ES Toilet Building Relocation Project	429,368.73	429,368.73	-
9722	Orchards ES - Paving Improvement Project	187,468.63	187,468.63	-
9739	Orchard ES Improvements Project	1,598,656.24	1,598,656.24	-
9747	Padan ES Improvements Project	2,925,422.16	2,302,661.89	622,760.27
9738	Phase 3 Portables Projects	5,744.80	5,744.80	-
9029	Prop 39 Energy Projects	3,469,107.02	3,469,107.02	-
9803	Security Cameras Upgrade Project - Phase 1	416,444.38	416,444.38	-
9718	Sierra Vista K/8 - Increment 1 - Campus Conversion Project	2,729,643.81	2,729,643.81	-
9719	Sierra Vista K/8 - Increment 2 - New MPB and Science Classroom Project	9,321,650.45	9,321,650.45	-
9021	Sierra Vista K/8 - Increment 3 - Admin/Library/Media Ctr. Modernization	1,629,537.96	1,629,537.96	-
9723	Technology - Phase 1	6,148,412.14	6,148,412.14	-
9037	Technology - Phase 2	1,244,412.14	1,244,412.14	-
9742	Technology - Phase 3	2,089,203.04	1,720,344.80	368,858.24
9741	Vaca Peña MS Improvements Project	1,922,014.17	1,626,947.42	295,066.75
9715	Vacaville HS - Increment 1 - Parking Lot & Tennis Court Improvement Project	4,402,266.46	4,402,266.46	-
9716	Vacaville HS - Increment 2 - New Classroom Building(s) Project	17,362,834.24	17,362,834.24	-
9732	Vacaville HS Portable Relocation Project	2,530.00	2,530.00	-
9733	Vacaville HS - New Gym Project	6,032,000.00	5,456,263.85	575,736.15
9748	Vacaville HS - Improvements Project	4,906,671.02	4,004,630.92	902,040.10
9729	Vacaville HS - Auto Shop Project	79,995.50	79,995.50	-
9726	Vacaville HS - Woodshop Project	673,948.94	673,948.94	-
9036	WC Wood HS Site Conversion Project	6,960.00	6,960.00	-
9714	WC Wood HS - New Stadium Project	15,794,881.09	15,794,881.09	-
9754	WC Wood HS Technology Project	2,237,567.21	1,100,335.49	1,137,231.72
9734	WC Wood HS Theater Improvements	1,457,792.56	1,423,913.12	33,879.44
9731	Zunino Stadium Improvements Project	6,581,057.38	6,581,057.38	-
621P	Purchase of 621 Orchard Avenue	2,401,113.00	2,401,113.00	-
9002	Program Expense	19,206,863.67	16,086,037.55	3,120,826.12
	Future Unassigned Major Projects	-	-	-
	Future Unassigned Technology Projects	-	-	-
	Program Construction Cost Escalation	-	-	-
	Program Loss Reserve	-	-	-
	Unallocated Prop39 Energy Funding	-	-	-
	Temporary Funding Reserve	-	-	-
	Totals:	220,289,660.09	204,326,246.99	15,963,413.10